PRODUCT CATALOGUE
After Market






2008

Index

FUSIBILI
FUSES
FUSIBLES
SICHERUNGEN 3

CENTRALINE POTENZA
POWER DISTRIBUTION BOXES
BOITIERS DE PROTECTION PUISSANCE
LEISTUNGS VERTEILUNGSDOSEN 23

PORTAFUSIBILI/RELE' MODULARI
MODULAR FUSES AND RELAY HOLDER
PORTEFUSIBLES/RELAIS MODULAIRES
MODULARE SICHERUNGEN/RELAIS HALTER 33

PORTAFUSIBILI/RELE' COMPONIBILI
FUSES AND RELAY HOLDER UNITS
PORTEFUSIBLES/RELAIS COMPONIBLES
ZUSAMMENSETZBARE SICHERUNGEN/RELAIS HALTER 43

SCATOLE PORTAFUSIBILI/RELE'
FUSE/RELAY BOXES
BOÎTES PORTEFUSIBLES/RELAIS
SICHERUNGS/RELAIS DOSEN 49

PORTAFUSIBILI/RELE' 1 VIA
1 WAY FUSE/RELAY HOLDERS
PORTEFUSIBLES/RELAIS 1 VOIE
SICHERUNGS/RELAIS HALTER 1 FACH 57

ADATTATORI & PIASTRINE FISSAGGIO
ADAPTORS & FIXING PLATES
ADAPTATEURS & PLAQUES DE FIXAGE
PASSTÜCKE & ANBAUPLATTEN 75

CONNETTORI
CONNECTORS
CONNECTEURS
STECKGEHÄUSE 79

MORSETTI BATTERIA
BATTERY TERMINALS
BORNES BATTERIE
BATTERIEKLEMMEN 109

TERMINALI
TERMINALS
COSSES
KABELSCHUHE 119

PREISOLATI
INSULATED TERMINALS
COSSES ISOLÉES
ISOLIERTE KABELSCHUHE 151

PINZE AGGRAFFAGGIO
CRIMPING TOOLS
PINCES SERTISSAGE
QUETSCHZANGE 163

CAPPUCCI ISOLANTI
INSULATING CAPS
CAPUCHONS ISOLANTS
ISOLIERKAPPE 167

ATTACCHI CANDELA/BOBINA/DISTRIBUTORE
SPARK/COIL/DISTRIBUTOR PLUGS
EMBOUTS BOUGIE/BOBINE/DISTRIBUTEUR
KERZE/SPULE/VERTEILER STECKER 169

INTERRUTTORI
SWITCHES
INTERRUPTEURS
SCHALTER 173

FISSAGGIO CAVI
CABLE FIXING - FIXATION DES CABLES
KABELN BEFESTIGUNG 183

TAPPI
CAPS
BOUCHONS
VERSCHLÜSSE 187

PINZE E CAVI AVVIAMENTO
CHARGING CLIPS AND BOOSTER CABLES
PINCES BATTERIE ET CABLES DEMARRAGE
ZANGEN UND STARTHILFEKABEL 193

VARIE
SUNDRIES
DIVERS
VERSCHIEDENES 203



FUSIBILI

Fuses
Fusibles
Sicherungen

Minival®

DISEGNO DRAWING DESSIN ZEICHNUNG	AMP.	COLORE COLOUR COULEUR FARBE	REF.	PCS	MASTER PCS
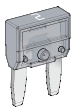	2A	Grigio - Grey - Gris - Grau	06.00090 07.00090 07.05090	25 200 5000	250
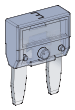	3A	Violetto - Violet - Violet - Violett	06.00100 07.00100 07.05100	25 200 5000	250
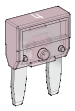	4A	Rosa - Pink - Rose - Rosa	06.00101 07.00101 07.05101	25 200 5000	250
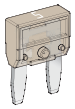	5A	Beige - Beige - Beige - Beige	06.00110 07.00110 07.05110	25 200 5000	250
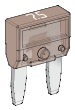	7,5A	Marrone - Brown - Marron - Braun	06.00120 07.00120 07.05120	25 200 5000	250
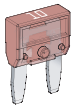	10A	Rosso - Red - Rouge - Rot	06.00130 07.00130 07.05130	25 200 5000	250
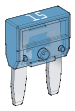	15A	Blu - Blue - Bleu - Blau	06.00140 07.00140 07.05140	25 200 5000	250
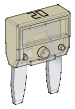	20A	Giallo - Yellow - Jaune - Gelb	06.00150 07.00150 07.05150	25 200 5000	250
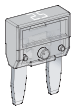	25A	Naturale - Natural - Naturel - Natur	06.00160 07.00160 07.05160	25 200 5000	250
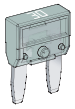	30A	Verde - Green - Vert - Grün	06.00170 07.00170 07.05170	25 200 5000	250

DISEGNO DRAWING DESSIN ZEICHNUNG	AMP.	COLORE COLOUR COULEUR FARBE	REF.	PCS	MASTER PCS
	1A	Nero - Black - Noir - Schwarz	06.00380 07.00380	100 2000	- -
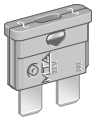	2A	Grigio - Grey - Gris - Grau	06.00390 07.00390	100 2000	- -
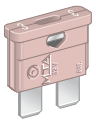	3A	Violetto - Violet - Violet - Violett	06.00400 07.00300 07.10300	100 2000 10000	1000 - -
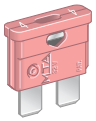	4A	Rosa - Pink - Rose - Rosa	06.00401 07.00301 07.10301	100 2000 10000	1000 - -
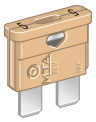	5A	Beige - Beige - Beige - Beige	06.00492 06.00410 07.00310 07.10310	10 100 2000 10000	100 1000 - -
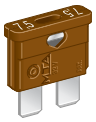	7,5A	Marrone - Brown - Marron - Braun	06.00493 06.00420 07.00320 07.10320	10 100 2000 10000	100 1000 - -
	10A	Rosso - Red - Rouge - Rot	06.00494 06.00430 07.00330 07.10330	10 100 2000 10000	100 1000 - -
	15A	Blu - Blue - Bleu - Blau	06.00495 06.00440 07.00340 07.10340	10 100 2000 10000	100 1000 - -
	20A	Giallo - Yellow - Jaune - Gelb	06.00496 06.00450 07.00350 07.10350	10 100 2000 10000	100 1000 - -
	25A	Bianco - White - Blanc - Weiß	06.00497 06.00460 07.00360 07.10360	10 100 2000 10000	100 1000 - -
	30A	Verde - Green - Vert - Grün	06.00498 06.00470 07.00370 07.10370	10 100 2000 10000	100 1000 - -
	40A	Arancione - Orange - Orange - Orange	06.00375 07.00375 07.10375	100 2000 10000	1000 - -

Maxival®

DISEGNO DRAWING DESSIN ZEICHNUNG	AMP.	COLORE COLOUR COULEUR FARBE	REF.	PCS	MASTER PCS
	20A	Giallo - Yellow - Jaune - Gelb	06.00900 07.00900	10 1000	100 -
	30A	Verde - Green - Vert - Grün	06.00910 07.00910	10 1000	100 -
	40A	Arancione - Orange - Orange - Orange	06.00920 07.00920	10 1000	100 -
	50A	Rosso - Red - Rouge - Rot	06.00930 07.00930	10 1000	100 -
	60A	Blu - Blue - Bleu - Blau	06.00940 07.00940	10 1000	100 -
	70A	Beige - Beige - Beige - Beige	06.00950 07.00950	10 1000	100 -
	80A	Naturale - Natural - Naturel - Natur	06.00960 07.00960	10 1000	100 -
	100A	Violetto - Violet - Violet - Violett	06.00970 07.00970	10 1000	100 -

Midival®

DISEGNO DRAWING DESSIN ZEICHNUNG	AMP.	COLORE COLOUR COULEUR FARBE	REF.	PCS	MASTER PCS
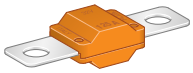	30A	Arancione - Orange - Orange - Orange	06.02030 07.02030	1 1000	10
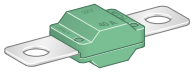	40A	Verde - Green - Vert - Grün	06.02040 07.02040	1 1000	10
	50A	Rosso - Red - Rouge - Rot	06.02050 07.02050	1 1000	10
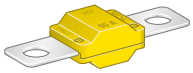	60A	Giallo - Yellow - Jaune - Gelb	06.02060 07.02060	1 1000	10
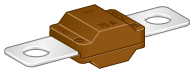	70A	Marrone - Brown - Marron - Braun	06.02070 07.02070	1 1000	10
	80A	Bianco - White - Blanc - Weiß	06.02080 07.02080	1 1000	10
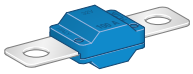	100A	Blu - Blue - Bleu - Blau	06.02100 07.02100	1 1000	10
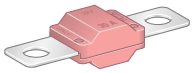	125A	Rosa - Pink - Rose - Rosa	06.02125 07.02125	1 1000	10

Megaval®

DISEGNO DRAWING DESSIN ZEICHNUNG	AMP.	COLORE COLOUR COULEUR FARBE	REF.	PCS	MASTER PCS
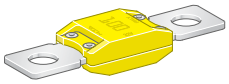	100A	Giallo - Yellow - Jaune - Gelb	06.01100 07.01100	1 1000	10
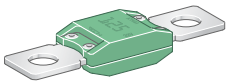	125A	Verde - Green - Vert - Grün	06.01125 07.01125	1 1000	10
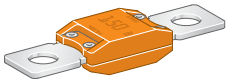	150A	Arancione - Orange - Orange - Orange	06.01150 07.01150	1 1000	10
	175A	Bianco - White - Blanc - Weiß	06.01175 07.01175	1 1000	10
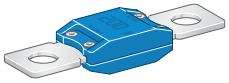	200A	Blu - Blue - Bleu - Blau	06.01200 07.01200	1 1000	10
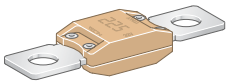	225A	Beige - Beige - Beige - Beige	06.01225 07.01225	1 1000	10
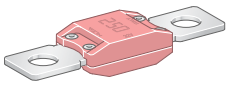	250A	Rosa - Pink - Rose - Rosa	06.01250 07.01250	1 1000	10
	500A	Marrone - Brown - Marron - Braun	06.01600 07.01600	1 1000	10

Powerval®

DISEGNO DRAWING DESSIN ZEICHNUNG	AMP.	COLORE COLOUR COULEUR FARBE	REF.	PCS	MASTER PCS
	CAL.1	Grigio - Grey - Gris - Grau	06.01350 07.01350	1 1000	10
	CAL.2	Nero - Black - Noir - Schwarz	06.01400 07.01400	1 1000	10
	CAL.3	Rosso - Red - Rouge - Rot	06.01450 07.01450	1 1000	10
	CAL.4	Marrone - Brown - Marron - Braun	06.01500 07.01500	1 1000	10
	CAL.5	Grigio Grano - Grigio Grano - Wheat Grey - Gris Blé - Korn Grau	06.01700 07.01700	1 1000	10

Japval®

DISEGNO DRAWING DESSIN ZEICHNUNG	AMP.	DESCRIZIONE DESCRIPTION DESCRIPTION BESCHREIBUNG	COLORE COLOUR COULEUR FARBE	REF.	PCS	MASTER PCS
	20A	Mini Female 14	Azzurro - Azure - Bleu clair - Blau	04.74020	1	10
	30A	Mini Female 14	Rosa - Pink - Rose - Rosa	04.74030	1	10
	40A	Mini Female 14	Verde - Green - Vert - Grün	04.74040	1	10
	50A	Mini Female 14	Rosso - Red - Rouge - Rot	04.74050	1	10
	60A	Mini Female 14	Giallo - Yellow - Jaune - Gelb	04.74060	1	10
	70A	Mini Female 14	Marrone - Brown - Marron - Braun	04.74070	1	10
	80A	Mini Female 14	Nero - Black - Noir - Schwarz	04.74080	1	10
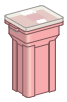	30A	Mini Female 18	Rosa - Pink - Rose - Rosa	04.73030	1	10
	40A	Mini Female 18	Verde - Green - Vert - Grün	04.73040	1	10
	25A	Mini Clip	Marrone - Brown - Marron - Braun	04.76025	1	10
	30A	Mini Clip	Verde - Green - Vert - Grün	04.76030	1	10

Japval®

DISEGNO DRAWING DESSIN ZEICHNUNG	AMP.	DESCRIZIONE DESCRIPTION DESCRIPTION BESCHREIBUNG	COLORE COLOUR COULEUR FARBE	REF.	PCS	MASTER PCS
	45A	Clip	Rosso - Red - Rouge - Rot	04.77045	1	10
	65A	Clip	Nero - Black - Noir - Schwarz	04.77065	1	10
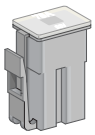	75A	Clip	Grigio - Grey - Gris - Grau	04.77075	1	10
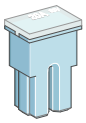	20A	Female	Azzurro - Azure - Bleu clair - Blau	04.70020	1	10
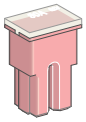	30A	Female	Rosa - Pink - Rose - Rosa	04.70030	1	10
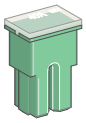	40A	Female	Verde - Green - Vert - Grün	04.70040	1	10
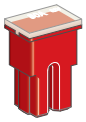	50A	Female	Rosso - Red - Rouge - Rot	04.70050	1	10
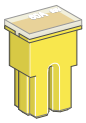	60A	Female	Giallo - Yellow - Jaune - Gelb	04.70060	1	10
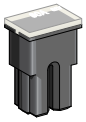	80A	Female	Nero - Black - Noir - Schwarz	04.70080	1	10
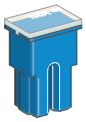	100A	Female	Blu - Blue - Bleu - Blau	04.70100	1	10

Japval®

DISEGNO DRAWING DESSIN ZEICHNUNG	AMP.	DESCRIZIONE DESCRIPTION DESCRIPTION BESCHREIBUNG	COLORE COLOUR COULEUR FARBE	REF.	PCS	MASTER PCS
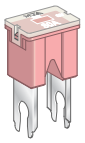	30A	Male	Rosa - Pink - Rose - Rosa	04.71030	1	10
	40A	Male	Verde - Green - Vert - Grün	04.71040	1	10
	50A	Male	Rosso - Red - Rouge - Rot	04.71050	1	10
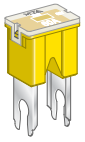	60A	Male	Giallo - Yellow - Jaune - Gelb	04.71060	1	10
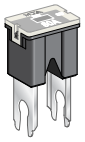	80A	Male	Nero - Black - Noir - Schwarz	04.71080	1	10
	100A	Male	Blu - Blue - Bleu - Blau	04.71100	1	10
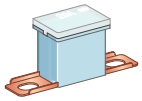	20A	Male 48	Azzurro - Azure - Bleu clair - Blau	04.75020	1	10
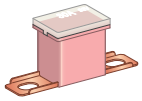	30A	Male 48	Rosa - Pink - Rose - Rosa	04.75030	1	10
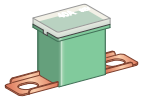	40A	Male 48	Verde - Green - Vert - Grün	04.75040	1	10
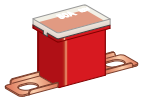	50A	Male 48	Rosso - Red - Rouge - Rot	04.75050	1	10
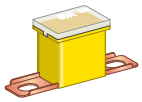	60A	Male 48	Giallo - Yellow - Jaune - Gelb	04.75060	1	10
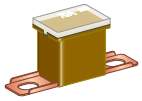	70A	Male 48	Marrone - Brown - Marron - Braun	04.75070	1	10

Japval®

DISEGNO DRAWING DESSIN ZEICHNUNG	AMP.	DESCRIZIONE DESCRIPTION DESCRIPTION BESCHREIBUNG	COLORE COLOUR COULEUR FARBE	REF.	PCS	MASTER PCS
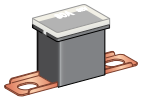	80A	Male 48	Nero - Black - Noir - Schwarz	04.75080	1	10
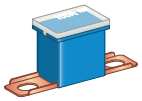	100A	Male 48	Blu - Blue - Bleu - Blau	04.75100	1	10
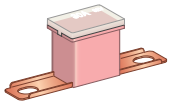	30A	Male 62	Rosa - Pink - Rose - Rosa	04.72030	1	10
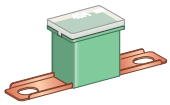	40A	Male 62	Verde - Green - Vert - Grün	04.72040	1	10
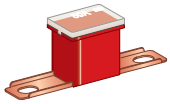	50A	Male 62	Rosso - Red - Rouge - Rot	04.72050	1	10
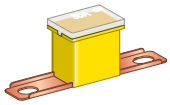	60A	Male 62	Giallo - Yellow - Jaune - Gelb	04.72060	1	10
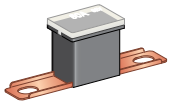	80A	Male 62	Nero - Black - Noir - Schwarz	04.72080	1	10
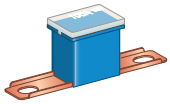	100A	Male 62	Blu - Blue - Bleu - Blau	04.72100	1	10

DISEGNO DRAWING DESSIN ZEICHNUNG	AMP.	DESCRIZIONE DESCRIPTION DESCRIPTION BESCHREIBUNG	COLORE COLOUR COULEUR FARBE	REF.	PCS
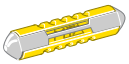	5A	FIAT 9.91806 DIN 72581	Giallo - Yellow - Jaune - Gelb	02.00140 03.00140	100 5000
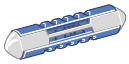	5A	B.N.A. 709	Violetto - Violet - Violet - Violett	02.00142 03.00142	100 5000
	8A	FIAT 9.91806	Nero - Black - Noir - Schwarz	02.00150 03.00150	100 5000
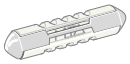	8A	DIN 72581	Bianco - White - Blanc - Weiß	02.00151 03.00151	100 5000
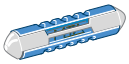	8A	B.N.A. 709	Blu - Blue - Bleu - Blau	02.00149 03.00149	100 5000
	10A	B.N.A. 709	Verde - Green - Vert - Grün	02.00152 03.00152	100 5000
	16A	FIAT 9.91806	Verde - Green - Vert - Grün	02.00170 03.00170	100 5000
	16A	DIN 72581	Rosso - Red - Rouge - Rot	02.00171 03.00171	100 5000
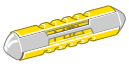	16A	B.N.A. 709	Giallo - Yellow - Jaune - Gelb	02.00172 03.00172	100 5000
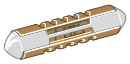	25A	FIAT 9.91806	Marrone - Brown - Marron - Braun	02.00180 03.00180	100 5000
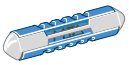	25A	DIN 72581	Blu - Blue - Bleu - Blau	02.00181 03.00181	100 5000
	25A	B.N.A. 709	Rosso - Red - Rouge - Rot	02.00182 03.00182	100 5000

DISEGNO DRAWING DESSIN ZEICHNUNG	AMP.	DESCRIZIONE DESCRIPTION DESCRIPTION BESCHREIBUNG	REF.	PCS
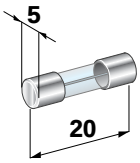	250mA	Rapid Type 12 V - 24 V	04.30200 05.30200	50 1000
	500mA	Rapid Type 12 V - 24 V	04.30300 05.30300	50 1000
	1A	Rapid Type 12 V - 24 V	04.30400 05.30400	50 1000
	2A	Rapid Type 12 V - 24 V	04.30500 05.30500	50 1000
	3A	Rapid Type 12 V - 24 V	04.30600 05.30600	50 1000
	4A	Rapid Type 12 V - 24 V	04.30700 05.30700	50 1000
	5A	Rapid Type 12 V - 24 V	04.30800 05.30800	50 1000
	6A	Rapid Type 12 V - 24 V	04.30900 05.30900	50 1000
	8A	Rapid Type 12 V - 24 V	04.31000 05.31000	50 1000
	10A	Rapid Type 12 V - 24 V	04.31100 05.31100	50 1000
	12A	Rapid Type 12 V - 24 V	04.31200	50
	15A	Rapid Type 12 V - 24 V	04.31300 05.31300	50 1000
	20A	Rapid Type 12 V - 24 V	04.31400 05.31400	50 1000

DISEGNO DRAWING DESSIN ZEICHNUNG	AMP.	DESCRIZIONE DESCRIPTION DESCRIPTION BESCHREIBUNG	REF.	PCS
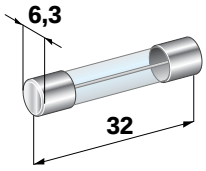	1A	Rapid Type 12 V - 24 V	04.33100 05.33100	50 1000
	2A	Rapid Type 12 V - 24 V	04.33200 05.33200	50 1000
	3A	Rapid Type 12 V - 24 V	04.33300 05.33300	50 1000
	5A	Rapid Type 12 V - 24 V	04.33400 05.33400	50 1000
	7,5A	Rapid Type 12 V - 24 V	04.33450 05.33450	50 1000
	10A	Rapid Type 12 V - 24 V	04.33500 05.33500	50 1000
	15A	Rapid Type 12 V - 24 V	04.33600 05.33600	50 1000
	20A	Rapid Type 12 V - 24 V	04.33700 05.33700	50 1000
	25A	Rapid Type 12 V - 24 V	04.33800 05.33800	50 1000
	30A	Rapid Type 12 V - 24 V	04.33850 05.33850	50 1000
	35A	Rapid Type 12 V - 24 V	04.33900 05.33900	50 1000
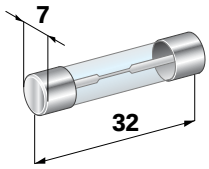	5A	Rapid Type 12 V - 24 V	04.35100 05.35100	50 1000
	8A	Rapid Type 12 V - 24 V	04.35200 05.35200	50 1000
	10A	Rapid Type 12 V - 24 V	04.35300 05.35300	50 1000
	15A	Rapid Type 12 V - 24 V	04.35400 05.35400	50 1000
	25A	Rapid Type 12 V - 24 V	04.35500 05.35500	50 1000

Glass

DISEGNO DRAWING DESSIN ZEICHNUNG	AMP.	DESCRIZIONE DESCRIPTION DESCRIPTION BESCHREIBUNG	REF.	PCS
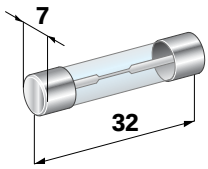	30A	Rapid Type 12 V - 24 V	04.35600 05.35600	50 1000
	35A	Rapid Type 12 V - 24 V	04.35700 05.35700	50 1000
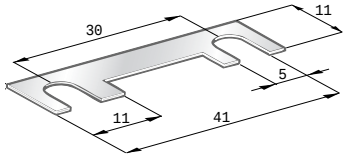	30A		02.00296	100
	40A		02.00300	100
	50A		02.00297	100
	60A		02.00301	100
	80A		02.00298	100
	100A		02.00299	100

Strip

FUSIBILI
FUSES - FUSIBLES - SICHERUNGEN

DISEGNO DRAWING DESSIN ZEICHNUNG	AMP.	COLORE COLOUR COULEUR FARBE	REF.	PCS	MASTER PCS
	2A	Grigio - Grey - Gris - Grau	06.00210 07.00210	10 200	100 -
	3A	Violetto - Violet - Violet - Violett	06.00220 07.00220	10 200	100 -
	4A	Rosa - Pink - Rose - Rosa	06.00230 07.00230	10 200	100 -
	5A	Beige - Beige - Beige - Beige	06.00240 07.00240	10 200	100 -
	7,5A	Marrone - Brown - Marron - Braun	06.00250 07.00250	10 200	100 -
	10A	Rosso - Red - Rouge - Rot	06.00260 07.00260	10 200	100 -
	15A	Blu - Blue - Bleu - Blau	06.00270 07.00270	10 200	100 -
	20A	Giallo - Yellow - Jaune - Gelb	06.00280 07.00280	10 200	100 -
	25A	Naturale - Natural - Naturel - Natur	06.00290 07.00290	10 200	100 -
	30A	Verde - Green - Vert - Grün	06.00302 07.00302	10 200	100 -

DISEGNO DRAWING DESSIN ZEICHNUNG		DESCRIZIONE KIT KIT DESCRIPTION KIT DESCRIPTION KIT BESCHREIBUNG			REF.	PCS
	DIN 72581		5A	1 PCS	02.00127	1 MASTER 10
			8A	4 PCS		
			16A	3 PCS		
			25A	1 PCS		
			2A	1 PCS		
		 UNIVAL®	7,5A 10A 15A 20A 25A 30A	1 PCS 1 PCS 1 PCS 1 PCS 1 PCS 1 PCS	06.00406	1 MASTER 50
	DIN 72581		5A	2 PCS	02.00138	1 MASTER 10
			8A	8 PCS		
			16A	6 PCS		
			25A	4 PCS		
		 5x20	2A	1 PCS	04.35800	1 MASTER 10
		 6,3x22	10A 15A 25A	2 PCS 2 PCS 1 PCS		

DISEGNO DRAWING DESSIN ZEICHNUNG	DESCRIZIONE KIT KIT DESCRIPTION KIT DESCRIPTION KIT BESCHREIBUNG			REF.	PCS
	 UNIVAL®	3A 5A 7,5A 10A 15A 20A 25A 30A	1 PCS 1 PCS 1 PCS 2 PCS 1 PCS 2 PCS 1 PCS 1 PCS	06.00418	1 MASTER 10
	 UNIVAL®	3A 5A 7,5A 10A 15A 20A 25A 30A	1 PCS 1 PCS 1 PCS 1 PCS 1 PCS 1 PCS 1 PCS 1 PCS	06.00407	1 MASTER 10
	 UNIVAL®	3A 5A 7,5A 10A 15A 20A 25A 30A	1 PCS 1 PCS 1 PCS 2 PCS 1 PCS 2 PCS 1 PCS 1 PCS	06.00408	1 MASTER 10
	 MINIVAL	3A 5A 10A 15A 20A 30A	1 PCS 1 PCS 1 PCS 1 PCS 1 PCS 1 PCS	30.04000	1 MASTER 10

DISEGNO DRAWING DESSIN ZEICHNUNG	DESCRIZIONE KIT KIT DESCRIPTION KIT DESCRIPTION KIT BESCHREIBUNG			REF.	PCS
	 80 MINIVAL	2A 3A 4A 5A 7,5A 10A 15A 20A 25A 30A	10 PCS 3 PCS 10 PCS 3 PCS 10 PCS 10 PCS 10 PCS 10 PCS 4 PCS 10 PCS	06.00010	1
	 80 UNIVAL	4A 5A 7,5A 10A 15A 20A 25A 30A	10 PCS 10 PCS 10 PCS 10 PCS 10 PCS 10 PCS 10 PCS 10 PCS	06.50015	1
	 160 UNIVAL	4A 5A 7,5A 10A 15A 20A 25A 30A	20 PCS 20 PCS 20 PCS 20 PCS 20 PCS 20 PCS 20 PCS 20 PCS	06.50016	1

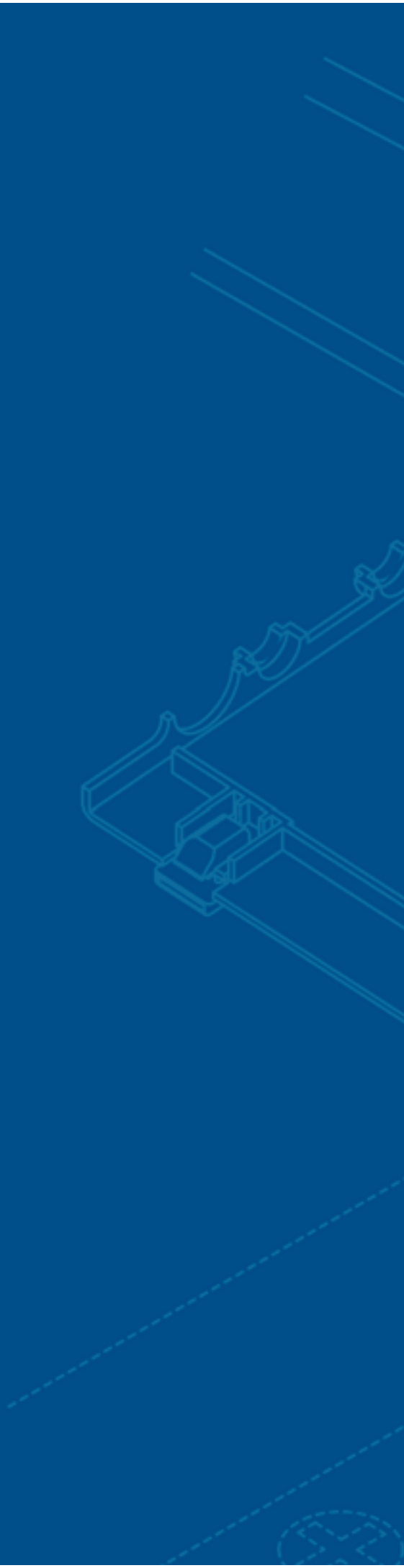

CENTRALINE DI POTENZA

Power Distribution Units
Boitiers de Protection Puissance
Leistungs Verteilungsdosen

DISEGNO DRAWING DESSIN ZEICHNUNG	DESCRIZIONE DESCRIPTION DESCRIPTION BESCHREIBUNG	MATERIALE MATERIAL MATERIEL WERKSTOFF	FISSAGGI E TERMINALI FIXINGS AND TERMINALS FIXAGES ET COSSES BEFESTIGUNG UND KONTAKT.	REF.	PCS
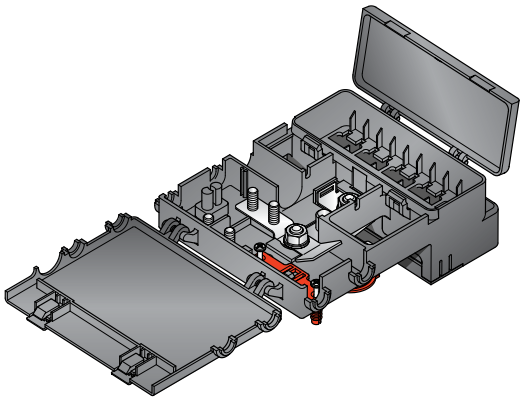	8 MAXIVAL 2 MIDIVAL Corpo premontato Pre-mounted housing Corps pré-monté Vormontiertes Gehäuse Senza fusibili e terminali Without fuses and terminals Sans fusibles et cosses Ohne Sicherungen und Kabelschuhe	Corpo Housing PBT GF20 Coperchio Cover PP GF30 Nero Black Noir Schwarz	45.40310  45.40340  45.40320  45.40330  MIDI  SQR-A 	01.00710	1

SCHEMA DI MONTAGGIO
Mounting example - Example de montage - Beispiel der Steckmöglichkeiten

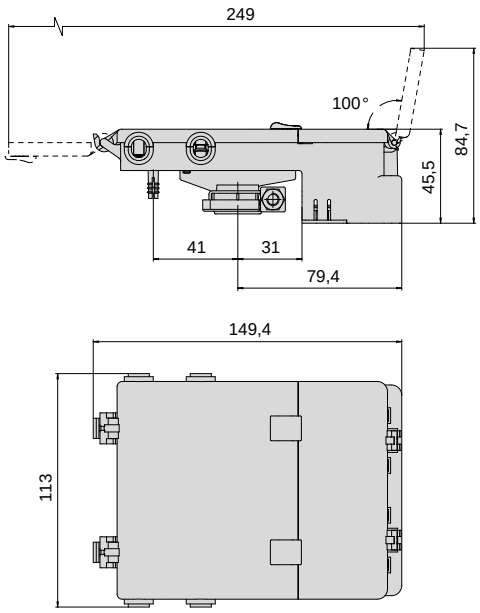

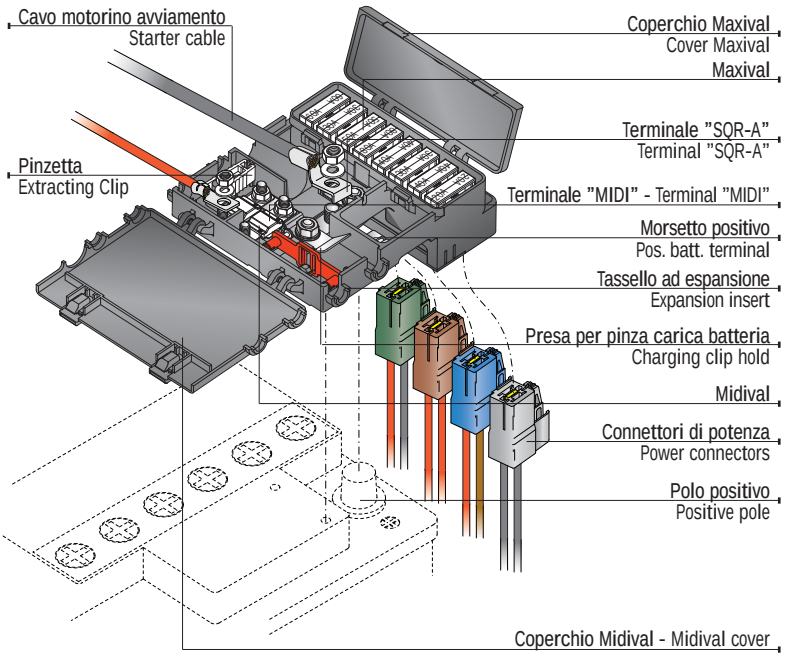

DISEGNO DRAWING DESSIN ZEICHNUNG	DESCRIZIONE DESCRIPTION DESCRIPTION BESCHREIBUNG	MATERIALE MATERIAL MATERIEL WERKSTOFF	FISSAGGI E TERMINALI FIXINGS AND TERMINALS FIXAGES ET COSSES BEFESTIGUNG UND KONTAKT.	REF.	PCS
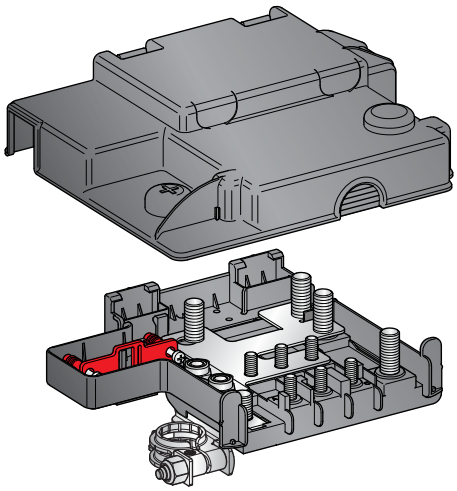	3 MIDIVAL 1 MEGAVAL/POWERVAL Corpo premontato e coperchio Pre-mounted housing and Cover Corps pré-monté et Couvercle Vormontiertes Gehäuse und Deckel Senza fusibili e terminali Without fuses and terminals Sans fusibles et cosses Ohne Sicherungen und Kabelschuhe	Corpo Housing PBT GF20 Coperchio Cover PP GF30 Nero Black Noir Schwarz	MEGA G90  PTC G90  MIDI G90 UNI POL.A/B/C  CBA FL90  CBASX FL90  FLANGE TW90 	01.00750	1

SCHEMA DI MONTAGGIO

Mounting example - Example de montage - Beispiel der Steckmöglichkeiten

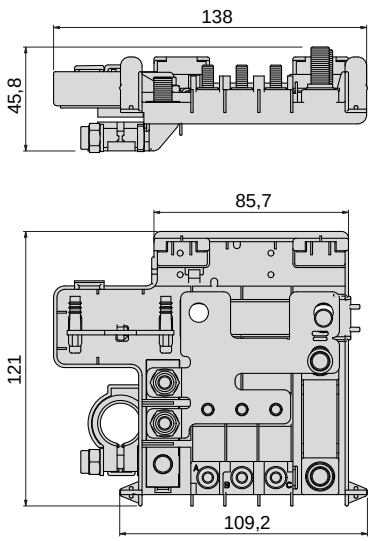

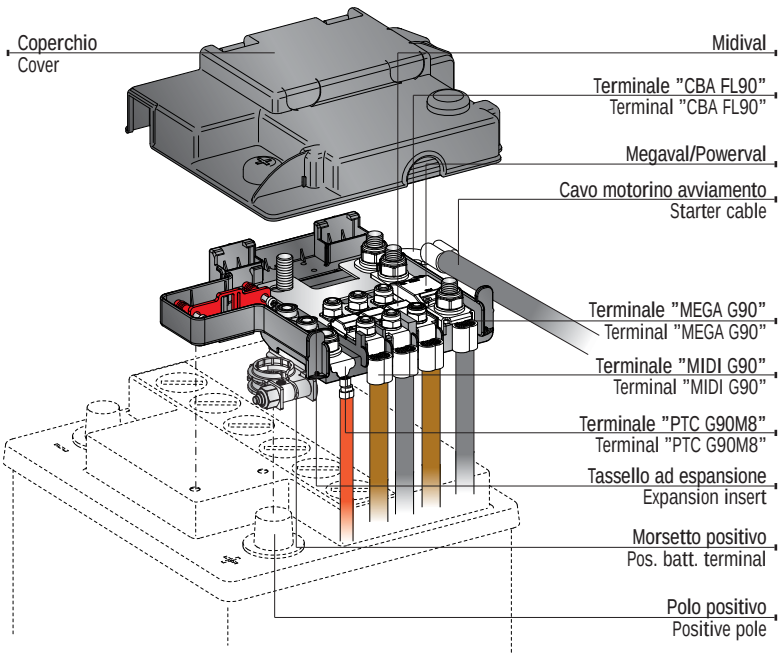

CBA W84

DISEGNO DRAWING DESSIN ZEICHNUNG	DESCRIZIONE DESCRIPTION DESCRIPTION BESCHREIBUNG	MATERIALE MATERIAL MATERIEL WERKSTOFF	FISSAGGI E TERMINALI FIXINGS AND TERMINALS FIXAGES ET COSSES BEFESTIGUNG UND KONTAKT.	REF.	PCS
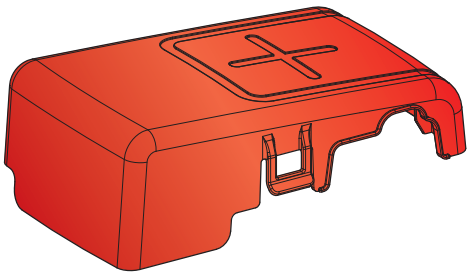 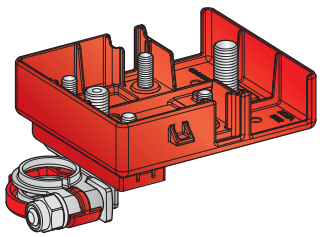	2 MIDIVAL 1 POWERVAL/MEGAVAL Corpo premontato e coperchio Pre-mounted housing and Cover Corps pré-monté et Couvercle Vormontiertes Gehäuse und Deckel Senza fusibili e terminali Without fuses and terminals Sans fusibles et cosses Ohne Sicherungen und Kabelschuhe	Corpo Housing PBT GF20 Coperchio Cover PP Rosso Red Rouge Rot	DADO G90 DADO G90 L20  W84 G90 W84 G90 L41  W84 TW90 L38  W84 L38 	01.00011	1

SCHEMA DI MONTAGGIO
Mounting example - Example de montage - Beispiel der Steckmöglichkeiten

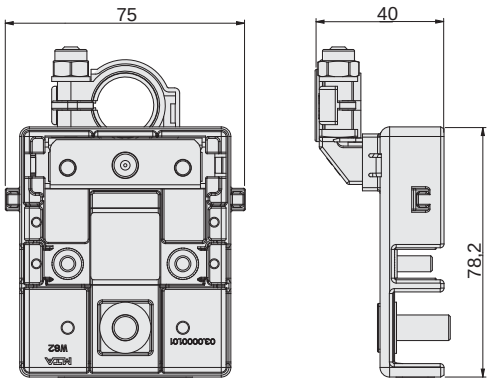

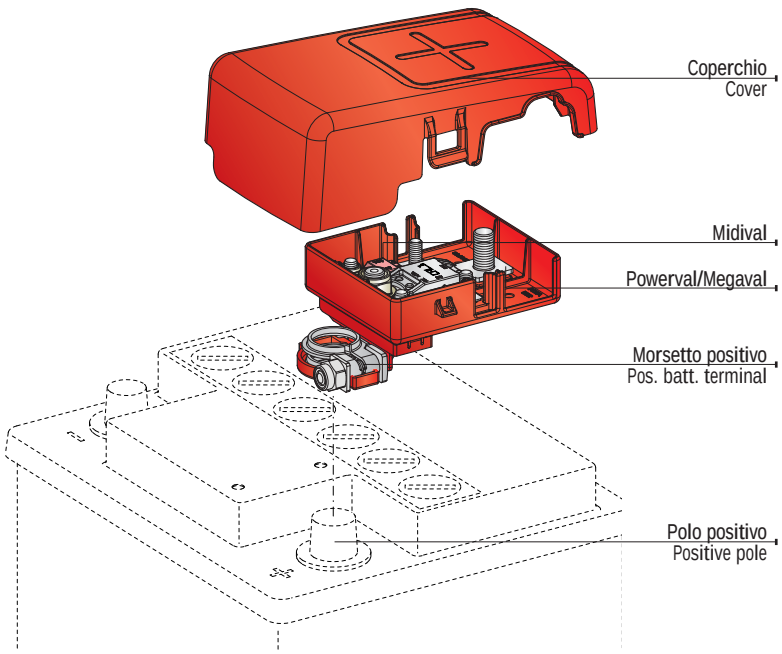

DISEGNO DRAWING DESSIN ZEICHNUNG	DESCRIZIONE DESCRIPTION DESCRIPTION BESCHREIBUNG	MATERIALE MATERIAL MATERIEL WERKSTOFF	FISSAGGI E TERMINALI FIXINGS AND TERMINALS FIXAGES ET COSSES BEFESTIGUNG UND KONTAKT.	REF.	PCS
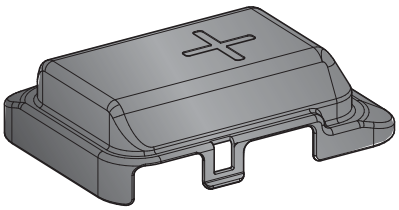 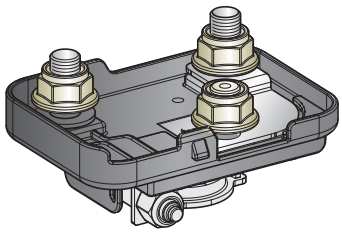	1 MEGAVAL/POWERVAL Corpo premontato con coperchio e morsetto batteria Pre-mounted housing with Cover and Battery Terminal Corps pré-monté avec Couvercle et Borne Batterie Vormontiertes Gehäuse mit Deckel und Batterieklemmen Senza fusibili e terminali Without fuses and terminals Sans fusibles et cosses Ohne Sicherungen und Kabelschuhe	Corpo Housing PBT GF20 Coperchio Cover PP Nero Black Noir Schwarz	CBA J81 FL90 	01.01703	1

SCHEMA DI MONTAGGIO
Mounting example - Example de montage - Beispiel der Steckmöglichkeiten

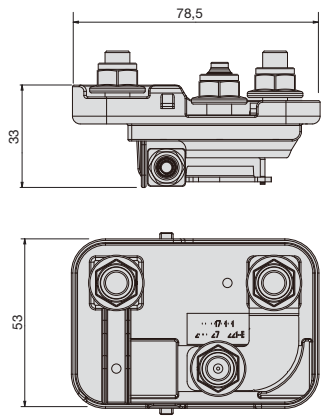

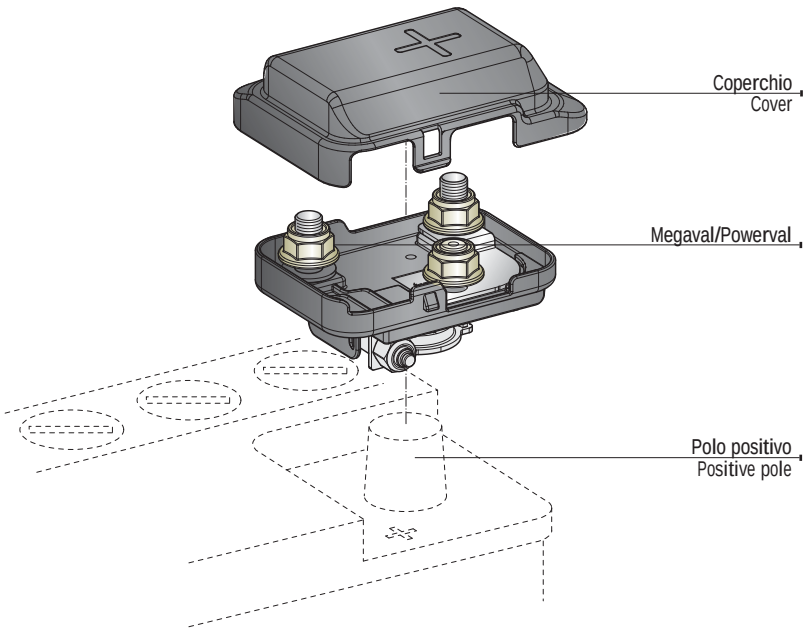

DISEGNO DRAWING DESSIN ZEICHNUNG	DESCRIZIONE DESCRIPTION DESCRIPTION BESCHREIBUNG	MATERIALE MATERIAL MATERIEL WERKSTOFF	FISSAGGI E TERMINALI FIXINGS AND TERMINALS FIXAGES ET COSSES BEFESTIGUNG UND KONTAKT.	REF.	PCS
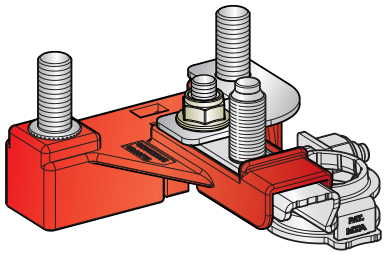	1 POWERVAL/MEGAVAL Corpo premontato con morsetto batteria Pre-mounted housing with Battery Terminal Corps pré-monté avec Borne Batterie Vormontiertes Gehäuse mit Batteriekelmmen Senza fusibili Without fuses Sans fusibles Ohne Sicherungen	PBT GF20 Rosso Red Rouge Rot	MEGA G90 	01.00703	1

SCHEMA DI MONTAGGIO

Mounting example - Example de montage - Beispiel der Steckmöglichkeiten

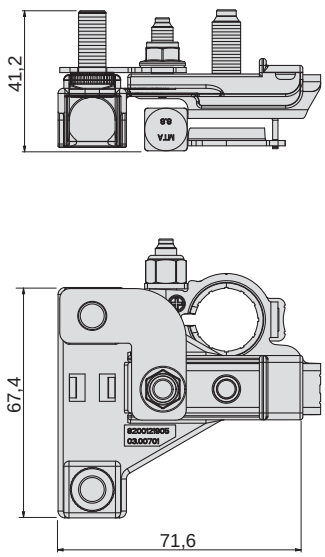

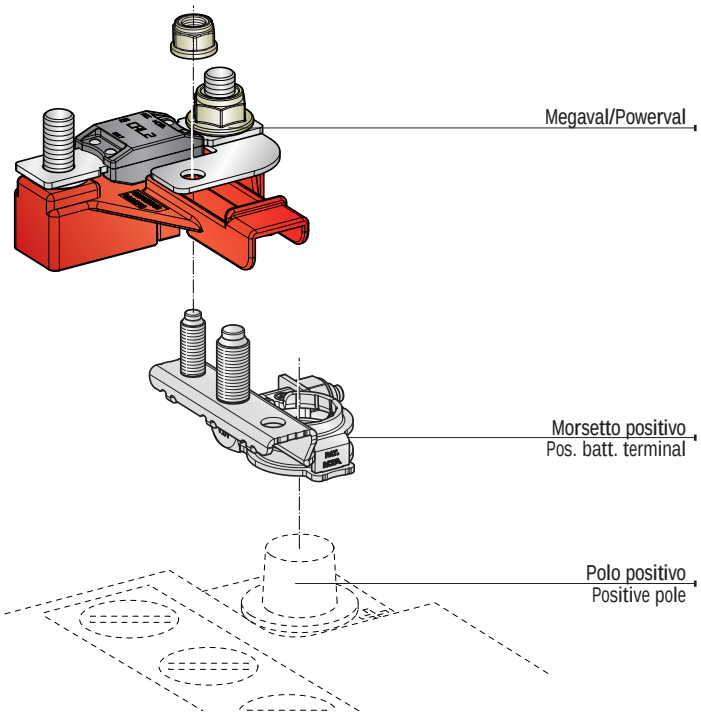

DISEGNO DRAWING DESSIN ZEICHNUNG	DESCRIZIONE DESCRIPTION DESCRIPTION BESCHREIBUNG	MATERIALE MATERIAL MATERIEL WERKSTOFF	FISSAGGI E TERMINALI FIXINGS AND TERMINALS FIXAGES ET COSSES BEFESTIGUNG UND KONTAKT.	REF.	PCS
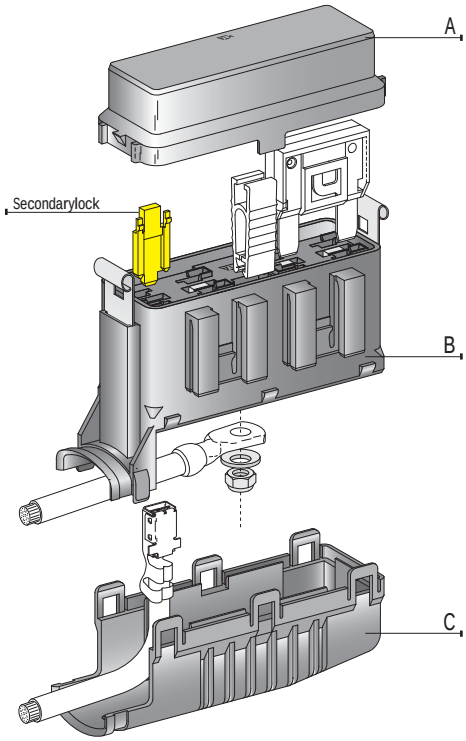	A) Coperchio superiore con guarnizione Upper cover with gasket Couvercle supérieur avec garniture Oberer Deckel mit Dichtung	PA 66 GF25 Nero Black Noir Schwarz	46.21170 01.00949 01.00851 03.00690 03.00691	03.00950	200
	B) C) Corpo premontato 4 vie; 2 Secondarylock; Coperchio Inferiore; Rosetta elastica; Dado autobloccante 4 way pre-mounted housing; 2 Secondarylock; Bottom cover; Washer; Nut Corps premonté 4 voies; 2 secondarylock; Couvercle inférieur; Rondelle élastique et écrou 4 Polig Vormontiertes Gehäuse; 2 Secondarylock Unterer Deckel; Mutter und Federscheibe	B) PA 66 GF25 C) PA 66 Nero Black Noir Schwarz	F800 16.05000	03.00500	200
KIT 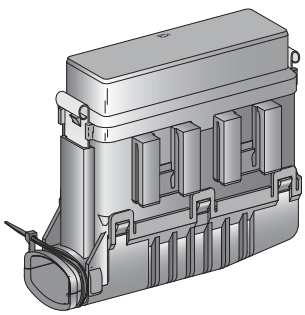 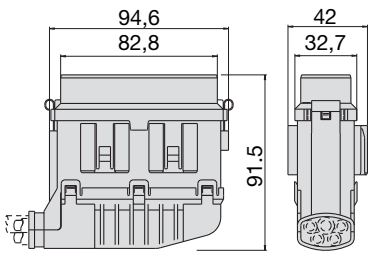 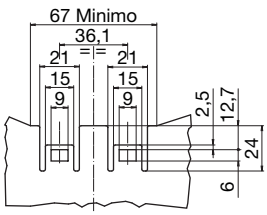	KIT A+B+C + Terminali 16.05000 Kit A+B+C + Terminals 16.05000 Kit A+B+C + Cosses 16.05000 Kit A+B+C + Kabelschuhe 16.05000 Senza fusibili Without fuses Sans fusibles Ohne Sicherungen	-	-	01.00500	1 MASTER 5

DISEGNO DRAWING DESSIN ZEICHNUNG	DESCRIZIONE DESCRIPTION DESCRIPTION BESCHREIBUNG	MATERIALE MATERIAL MATERIEL WERKSTOFF	FISSAGGI E TERMINALI FIXINGS AND TERMINALS FIXAGES ET COSSES BEFESTIGUNG UND KONTAKT.	REF.	PCS
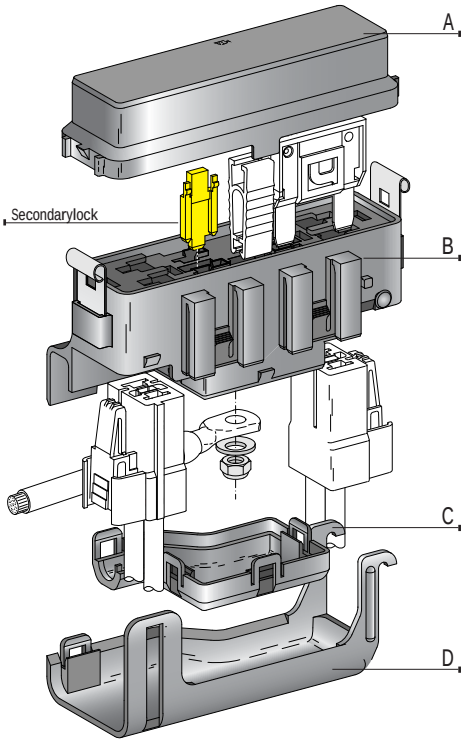	A) Coperchio superiore con guarnizione Upper cover with gasket Couvercle supérieur avec garniture Oberer Deckel mit Dichtung	PA 66 GF25 Nero Black Noir Schwarz	01.00949 01.00851 03.00691 F800 16.05000 45.40310 45.40340	03.00850	150
	B) C) Corpo premontato 4 vie; 2 Secondarylock; Coperchio Inferiore; Rosetta elastica; Dado autobloccante 4 way pre-mounted housing; 2 Secondarylock; Bottom cover; Washer; Nut Corps premonté 4 voies; 2 secondarylock; Couvercle inférieur; Rondelle élastique et écrou 4 Polig Vormontiertes Gehäuse; 2 Secondarylock Unterer Deckel; Mutter und Federscheibe	B) PA 66 GF25 C) PA 66 Nero Black Noir Schwarz		03.00800	150
	D) Coperchio guidacavi Wires' cover Couvercle pour cables Kabel Deckel	PA 66 Nero Black Noir Schwarz		03.00849	400
KIT 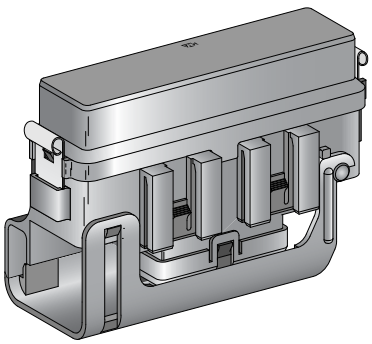 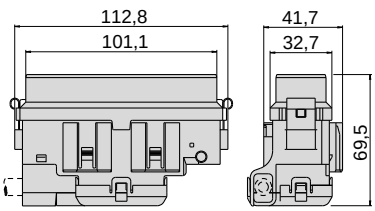 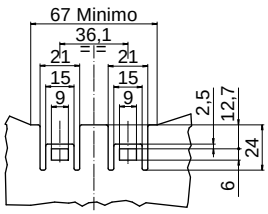	KIT A+B+C+D + Terminali a tubo 16.05000 Kit A+B+C+D + Terminals 16.05000 Kit A+B+C+D + Cosses 16.05000 Kit A+B+C+D + Kabelschuhe 16.05000 Senza fusibili Without fuses Sans fusibles Ohne Sicherungen	-	-	01.00800	1 MASTER 5

DISEGNO DRAWING DESSIN ZEICHNUNG	DESCRIZIONE DESCRIPTION DESCRIPTION BESCHREIBUNG	MATERIALE MATERIAL MATERIEL WERKSTOFF	FISSAGGI E TERMINALI FIXINGS AND TERMINALS FIXAGES ET COSSES BEFESTIGUNG UND KONTAKT.	REF.	PCS
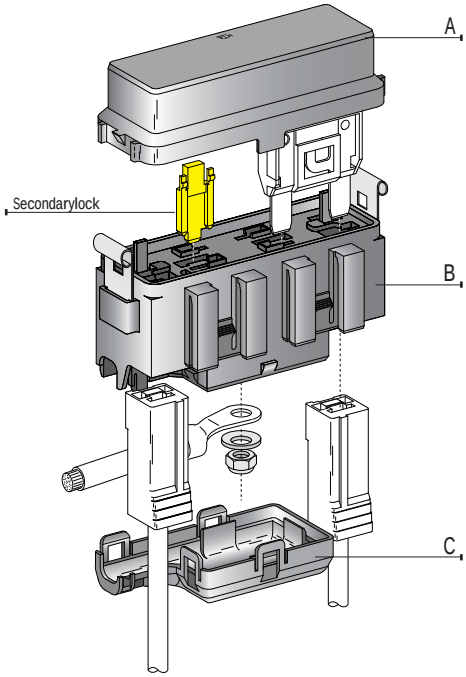	A) Coperchio superiore con guarnizione Upper cover with gasket Couvercle supérieur avec garniture Oberer Deckel mit Dichtung	PA 66 GF25 Nero Black Noir Schwarz	01.00949 01.00851 03.00690 03.00691 F800	03.00950	200
	B) C) Corpo premontato 2 vie; 2 Secondarylock; Coperchio Inferiore; Rosetta elastica; Dado autobloccante 2 way pre-mounted housing; 2 Secondarylock; Bottom cover; Washer; Nut Corps premonté 2 voies; 2 secondarylock; Couvercle inférieur; Rondelle élastique et écrou 2 Polig Vormontiertes Gehäuse; 2 Secondarylock Unterer Deckel; Mutter und Federscheibe	B) PA 66 GF25 C) PA 66 Nero Black Noir Schwarz	GND L32 45.40140 45.40130	03.00900	200
KIT 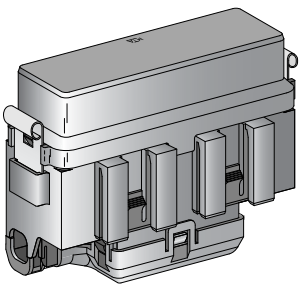 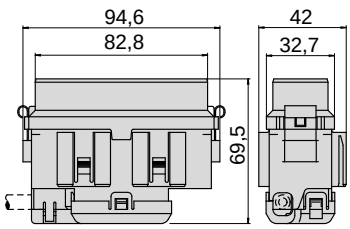 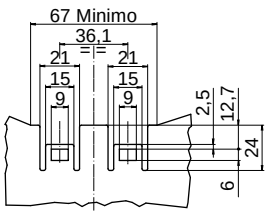	KIT A+B+C + Terminali occhiello 11.06750 Kit A+B+C + Terminals 11.06750 Kit A+B+C + Cosses 11.06750 Kit A+B+C + Kabelschuhe 11.06750 Senza fusibili Without fuses Sans fusibles Ohne Sicherungen	-	-	01.00900	1 MASTER 10

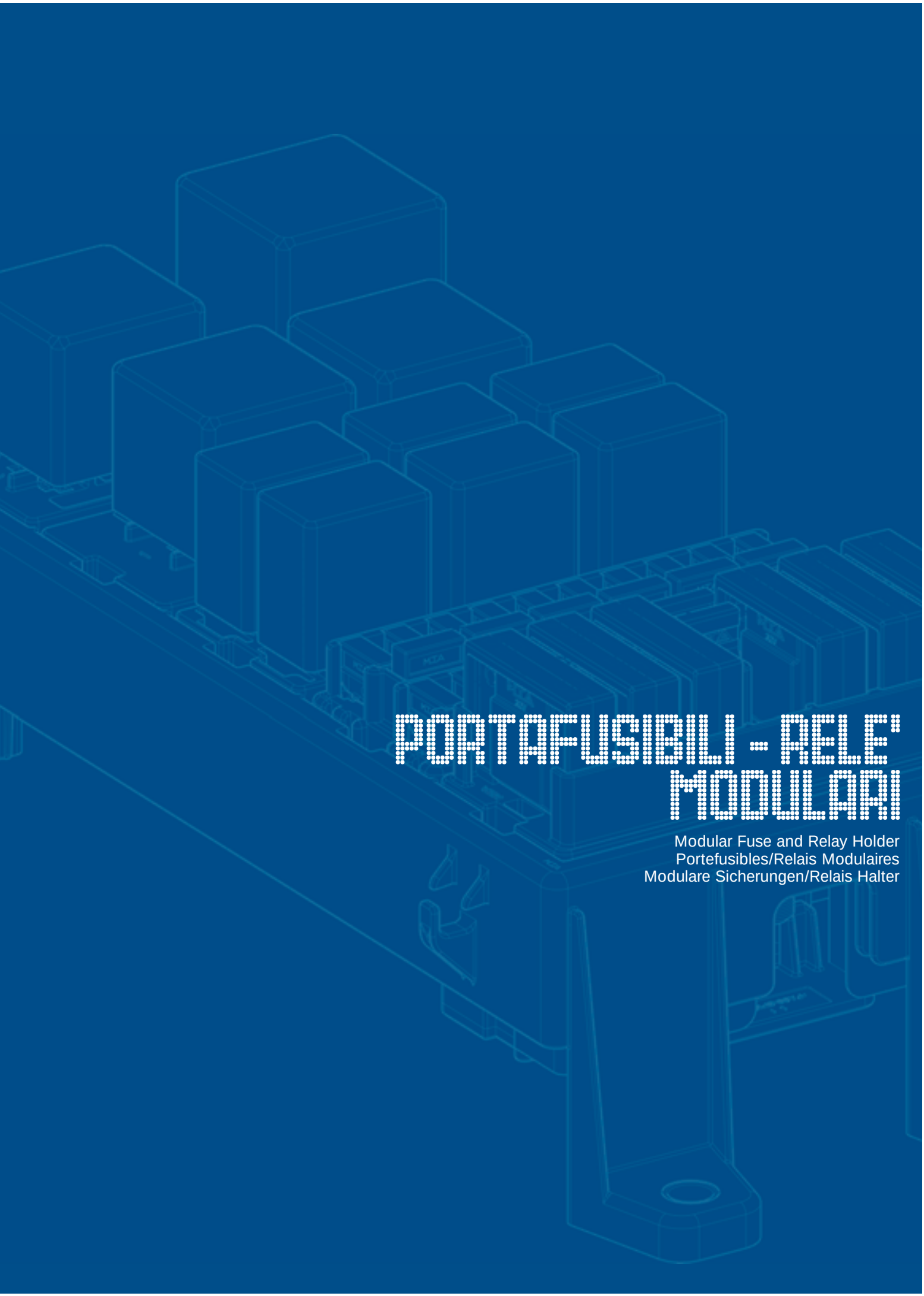

PORTAFUSIBILI - RELE' MODULARI

Modular Fuse and Relay Holder
Portefusibles/Relais Modulaires
Modulare Sicherungen/Relais Halter

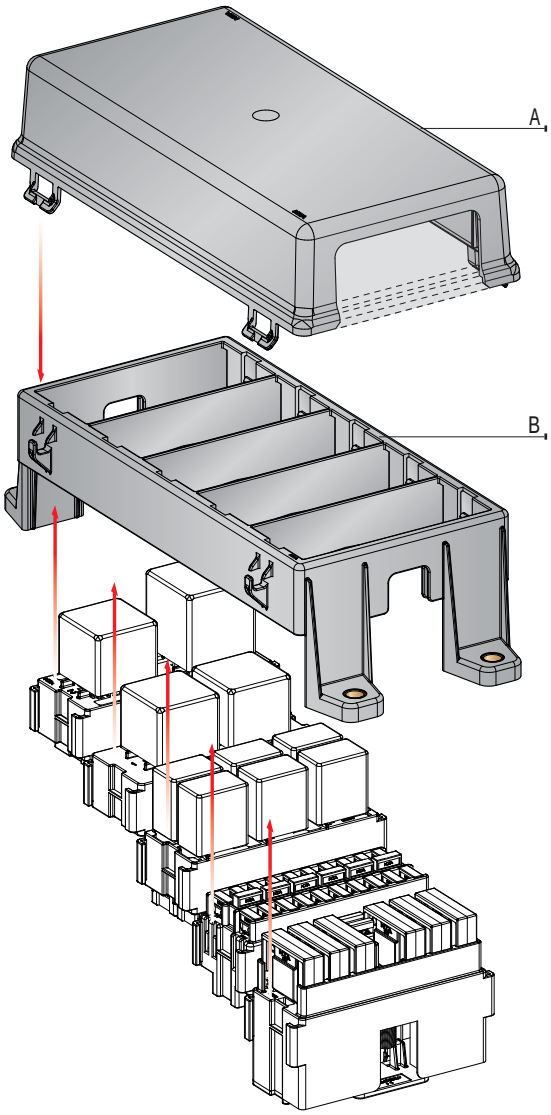

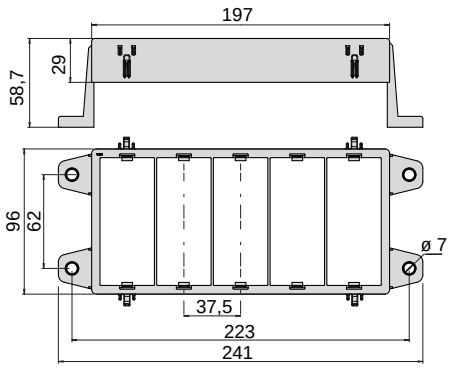

DISEGNO DRAWING DESSIN ZEICHNUNG	DESCRIZIONE DESCRIPTION DESCRIPTION BESCHREIBUNG	MATERIALE MATERIAL MATERIEL WERKSTOFF	REF.	PCS
	Frame per 5 moduli Frame for 5 modules Frame pour 5 modules Rahmen für 5 module			
	A) **Coperchio** Cover Couvercle Deckel	PP GF30 **Grigio** Grey Gris Grau	01.01540 03.01540	1 70
	A) **Coperchio con apertura laterale** Cover with lateral opening Couvercle à ouverture latérale Deckel mit Seitlicher Öffnung	PP GF30 **Grigio** Grey Gris Grau	01.01545 03.01545	1 85
	B) **Corpo** Housing Corps Gehäuse	PP GF30 **Grigio** Grey Gris Grau	01.01450 03.01450	1 85

DISEGNO DRAWING DESSIN ZEICHNUNG	DESCRIZIONE DESCRIPTION DESCRIPTION BESCHREIBUNG	MATERIALE MATERIAL MATERIEL WERKSTOFF	REF.	PCS
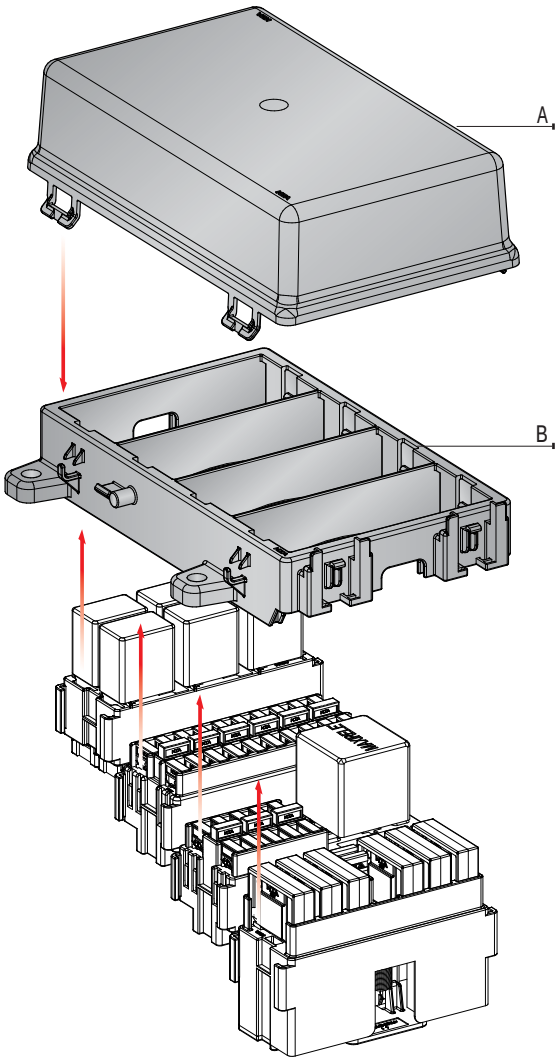	**Frame per 4 moduli** Frame for 4 modules Frame pour 4 modules Rahmen für 4 module			
	A) **Coperchio** Cover Couvercle Deckel	PP GF30 **Grigio** Grey Gris Grau	01.01530 03.01530	1 85
	B) **Corpo** Housing Corps Gehäuse	PP GF30 **Grigio** Grey Gris Grau	01.01520 03.01520	1 85

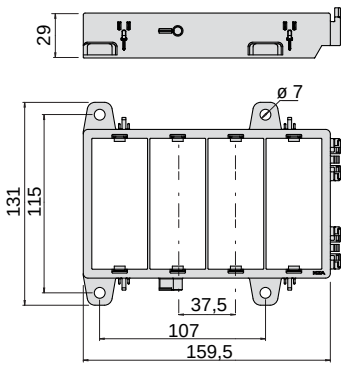

DISEGNO DRAWING DESSIN ZEICHNUNG	DESCRIZIONE DESCRIPTION DESCRIPTION BESCHREIBUNG	MATERIALE MATERIAL MATERIEL WERKSTOFF	REF.	PCS
NEW	**Staffa di fissaggio per 2 moduli** Mounting bracket for 2 modules Plaque de fixage pour 2 modules Befestigungsplatte für 2 Module			
A)	**Coperchio** Cover Couvercle Deckel	PP GF30 **Grigio** Grey Gris Grau	01.01550 03.01550	1 200
B)	**Staffa** Bracket Bracket Bracket	PP GF30 **Grigio** Grey Gris Grau	01.00699 03.00699	2 400

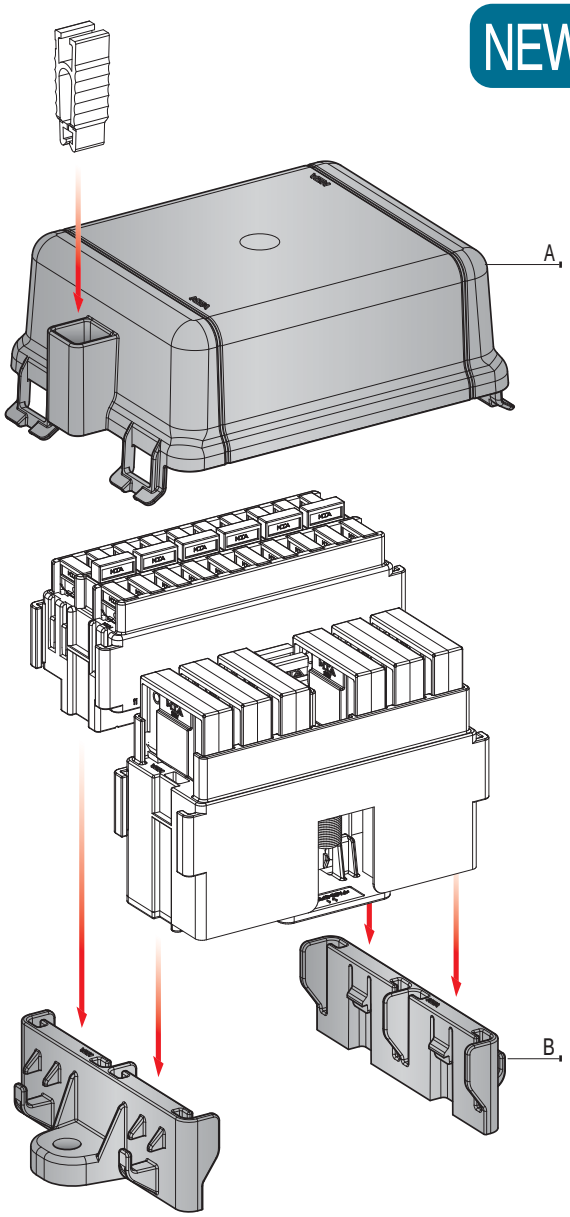

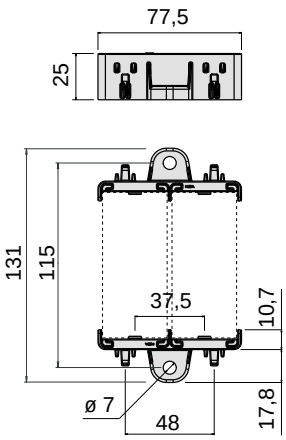

DISEGNO DRAWING DESSIN ZEICHNUNG	DESCRIZIONE DESCRIPTION DESCRIPTION BESCHREIBUNG	MATERIALE MATERIAL MATERIEL WERKSTOFF	REF.	PCS
NEW	**Staffa di fissaggio per 1 modulo** Mounting bracket for 1 module Plaque de fixage pour 1 module Befestigungsplatte für 1 Module			
	A) **Coperchio** Cover Couvercle Deckel	PP GF30 **Grigio** Grey Gris Grau	01.01590 03.01590	1 150
	B) **Staffa** Bracket Bracket Bracket	PP GF30 **Grigio** Grey Gris Grau	01.01580 03.01580	2 600

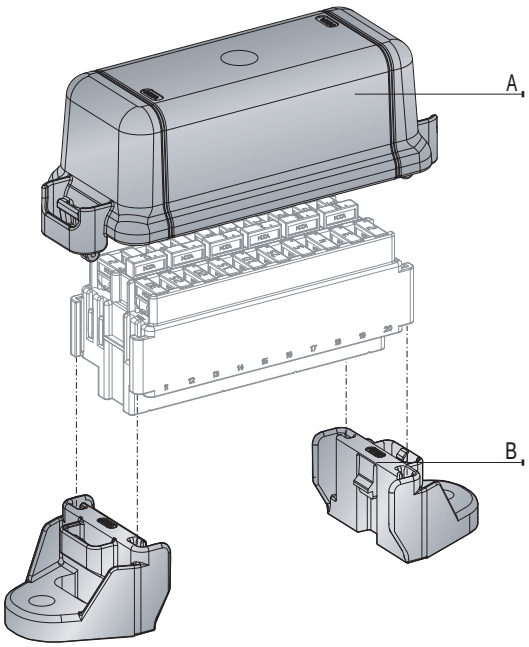

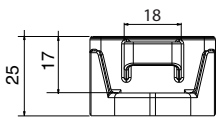

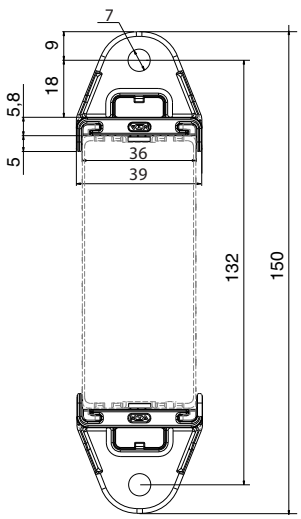

DISEGNO DRAWING DESSIN ZEICHNUNG	DESCRIZIONE DESCRIPTION DESCRIPTION BESCHREIBUNG	MATERIALE MATERIAL MATERIEL WERKSTOFF	TERMINALI TERMINALS COSSES KONTAKTTEILE	REF.	PCS
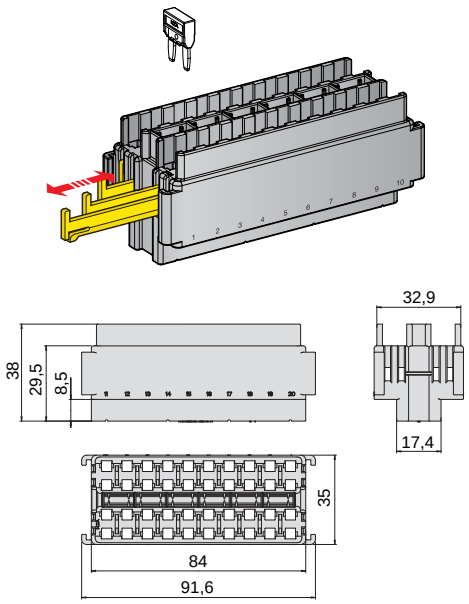	Modulo portaminival 20 vie 20 way minival module Module porte minival 20 voies 20 polig Minival Module	PA 66 MD25 Grigio Grey Gris Grau	MINI F280 MINI F280 BUS-BAR	01.01460 03.01460	1 50
NEW 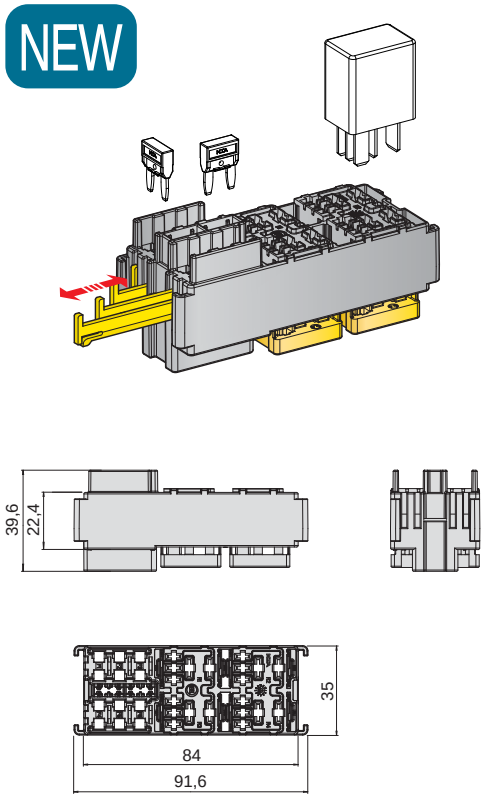	Modulo 6 minival + 4 microrelé 6 minival + 4 microrelay module Module porte 6 minival + 4 microrelais 6 polig Minival + 4 polig Microrelay Module	PA 66 MD25 Grigio Grey Gris Grau	MINI F280 SPT F630 JPT F280	01.01560 03.01560	1 120

DISEGNO DRAWING DESSIN ZEICHNUNG	DESCRIZIONE DESCRIPTION DESCRIPTION BESCHREIBUNG	MATERIALE MATERIAL MATERIEL WERKSTOFF	TERMINALI TERMINALS COSSES KONTAKTTEILE	REF.	PCS
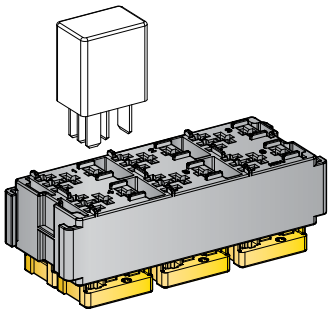 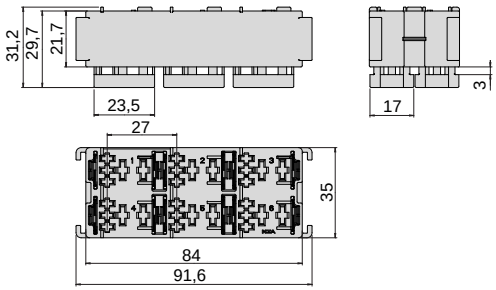	Modulo portamicrorelé 6 vie 6 way microrelay module Module porte microrelais 6 voies 6 polig Microrelay Module	PA 66 MD25 Grigio Grey Gris Grau	SPT F630 JPT F280	01.01480 03.01480	1 150
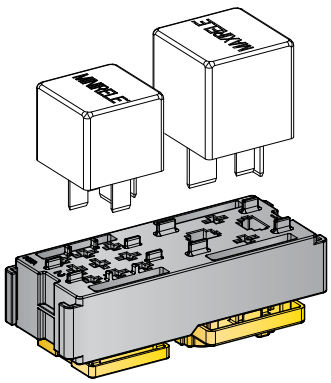 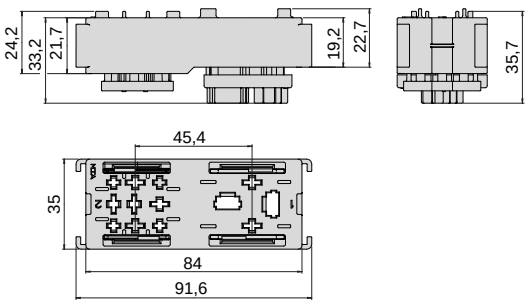	Modulo portaminirelé e maxirelé Minirelay and maxirelay module Module porte mini et maxirelals Minirelay-und Maxirelay Module	PA 66 MD25 Grigio Grey Gris Grau	SPT F630 JPT F280 F950	01.01490 03.01490	1 150

DISEGNO DRAWING DESSIN ZEICHNUNG	DESCRIZIONE DESCRIPTION DESCRIPTION BESCHREIBUNG	MATERIALE MATERIAL MATERIEL WERKSTOFF	TERMINALI TERMINALS COSSES KONTAKTTEILE	REF.	PCS
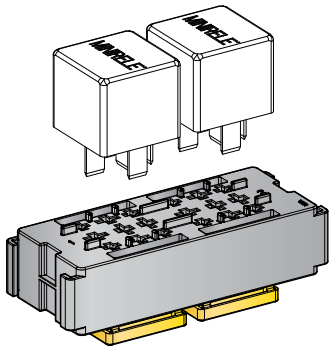 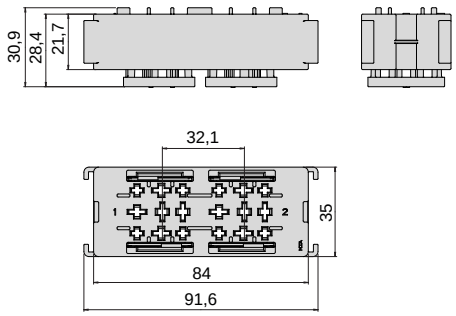	Modulo portaminirelé 2 vie 2 way minirelay module Module porte minirelais 2 voies 2 polig Minirelay Module	PA 66 MD25 Grigio Grey Gris Grau	SPT F630  JPT F280 	01.01500 03.01500	1 150
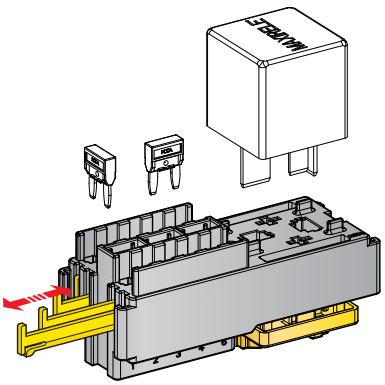 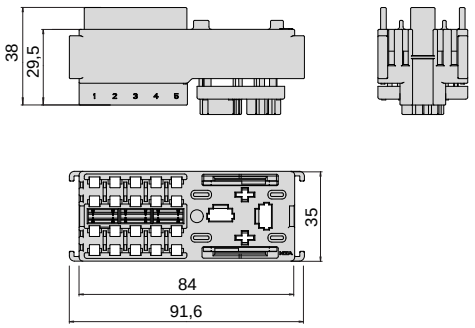	Modulo 10 minival + 1 maxirelé 10 minival + 1 maxirelay module Module porte 10 minival + 1 maxirelais 10 polig Minival + 1 polig Maxirelay Module	PA 66 MD25 Grigio Grey Gris Grau	MINI F280   SPT F630  F950 	01.01510 03.01510	1 120

DISEGNO DRAWING DESSIN ZEICHNUNG	DESCRIZIONE DESCRIPTION DESCRIPTION BESCHREIBUNG	MATERIALE MATERIAL MATERIEL WERKSTOFF	TERMINALI TERMINALS COSSES KONTAKTTEILE	REF.	PCS
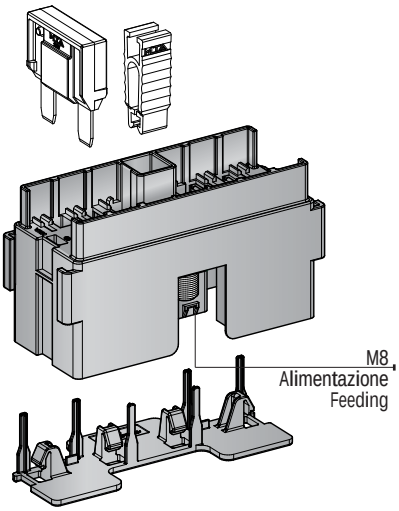 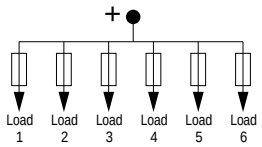 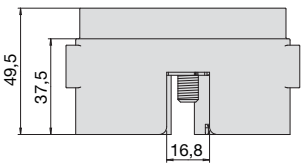 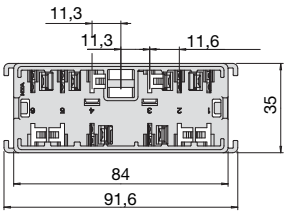	Modulo portamaxival 6 vie 6 way maxival module Module porte maxival 6 voies 6 polig Maxival Module	PBT GF20 Grigio Grey Gris Grau	F800 	01.01470 03.01470	1 50

PORTAFUSIBILI - RELE' COMPONIBILI

Fuse and Relay Holder Units
Portefusibles/Relais Componibles
Zusammensetzbare Sicherungen/Relais Halter

DISEGNO DRAWING DESSIN ZEICHNUNG	DESCRIZIONE DESCRIPTION DESCRIPTION BESCHREIBUNG	MATERIALE MATERIAL MATERIEL WERKSTOFF	FISSAGGI E TERMINALI FIXINGS AND TERMINALS FIXAGES ET COSSES BEFESTIGUNG UND KONTAKT.	REF.	PCS
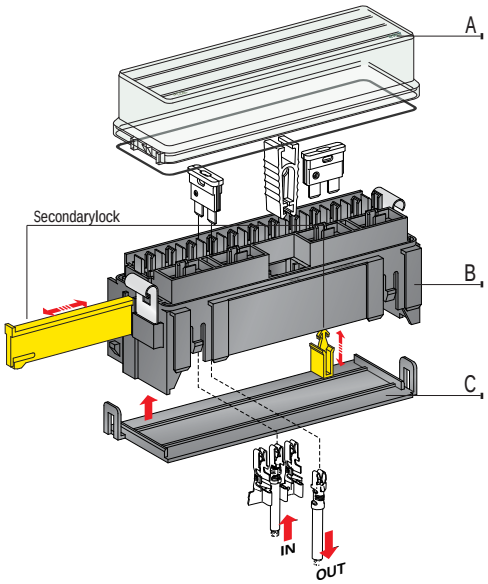	A) Coperchio c/guarnizione Cover with gasket Couvercle avec garniture Deckel mit Dichtung	PC Trasparente Transparent Transparente Transparent	03.00856 03.00690 03.00691 UNI F630 BUS-BAR UNI F630 UNI F630 C/CLIP UNI F630 BUS-BAR C/CLIP	03.00670	100
	B) Portafusibile 16 vie con secondarylock 16 way housing with secondarylock Support 16 voies avec secondarylock 16 polig Sicherungshalter mit secondarylock	PA 66 GF25 Nero Black Noir Schwarz		03.00650	50
	C) Coperchio inferiore Bottom cover Couvercle inférieur Unterer Deckel	PA 66 Nero Black Noir Schwarz		03.00680	50
KIT 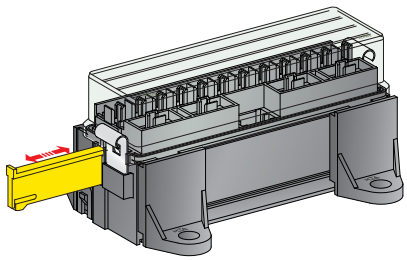 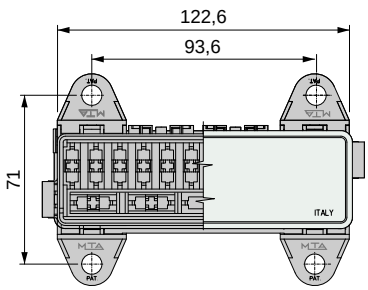	KIT A+B+C + Staffe e Terminali 11.07900 Kit A+B+C + Brackets and Terminals 11.07900 Kit A+B+C + Plaques de fixage et Cosses 11.07900 Kit A+B+C + Befestigungfuße u. Kabelschuhe 11.07900 Senza fusibili Without fuses Sans fusibles Ohne Sicherungen	-	-	01.00655	1 MASTER 16

DISEGNO DRAWING DESSIN ZEICHNUNG	DESCRIZIONE DESCRIPTION DESCRIPTION BESCHREIBUNG	MATERIALE MATERIAL MATERIEL WERKSTOFF	FISSAGGI E TERMINALI FIXINGS AND TERMINALS FIXAGES ET COSSES BEFESTIGUNG UND KONTAKT.	REF.	PCS
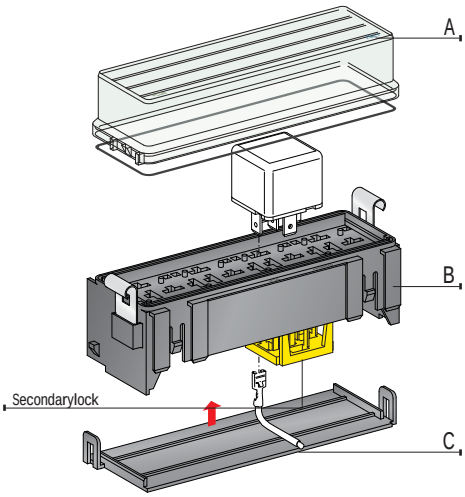	A) Coperchio c/guarnizione Cover with gasket Couvercle avec garniture Deckel mit Dichtung	PC Trasparente Transparent Transparente Transparent	03.00856 03.00690 03.00691 FASTON F630 C/DENTE	03.00670	100
	B) Porta minirelè 4 vie con secondarylock 4 way minirelay holder with secondarylock Porte minirelais 4 voies avec secondarylock 4 polig Minirelais Halter mit Secondarylock	PA 66 GF25 Nero Black Noir Schwarz		03.00660	50
	C) Coperchio inferiore Bottom cover Couvercle inférieur Unterer Deckel	PA 66 Nero Black Noir Schwarz		03.00680	50
KIT 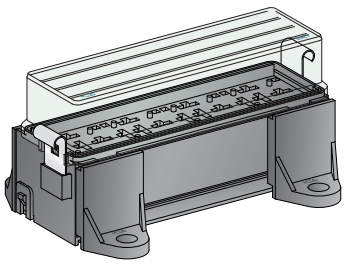 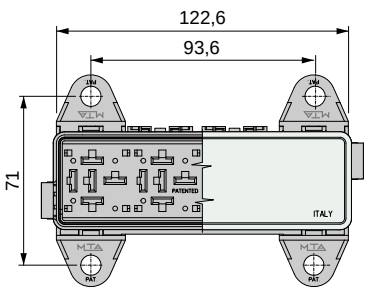	KIT A+B+C + Staffe e Terminali 11.01650 Kit A+B+C + Brackets and Terminals 11.01650 Kit A+B+C + Plaques de fixage et Cosses 11.01650 Kit A+B+C + Befestigungfuße u. Kabelschuhe 11.01650 Senza relé Without relay Sans relais Ohne relais	-	-	01.00665	1 MASTER 16

DISEGNO DRAWING DESSIN ZEICHNUNG	DESCRIZIONE DESCRIPTION DESCRIPTION BESCHREIBUNG	MATERIALE MATERIAL MATERIEL WERKSTOFF	FISSAGGI E TERMINALI FIXINGS AND TERMINALS FIXAGES ET COSSES BEFESTIGUNG UND KONTAKT.	REF.	PCS
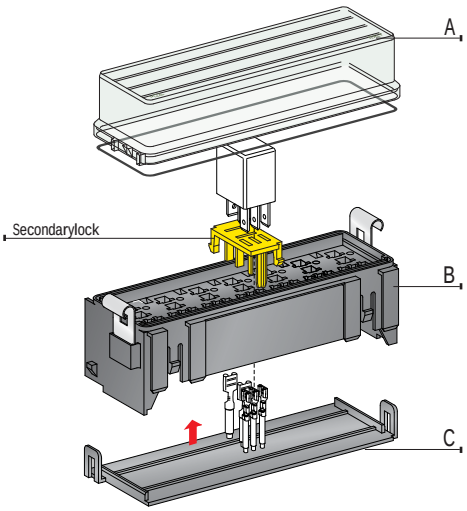	A) **Coperchio c/guarnizione** Cover with gasket Couvercle avec garniture Deckel mit Dichtung	PC **Trasparente** Transparent Transparente Transparent	03.00856 03.00690 03.00691 FASTON F480 FASTON F630	03.00670	100
	B) **Porta microrelé 7 vie con secondarylock** 7 way microrelays holder with secondarylock Porte micro relais 7 voies avec secondarylock 7 polig Microrelais Halter mit Secondarylock	PA 66 GF25 **Nero** Black Noir Schwarz		03.00700	100
	C) **Coperchio inferiore** Bottom cover Couvercle inférieur Unterer Deckel	PA 66 **Nero** Black Noir Schwarz		03.00680	50
KIT 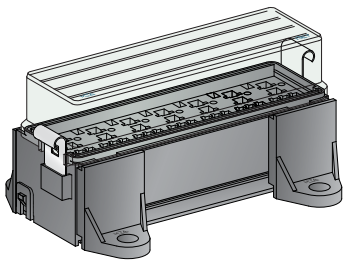 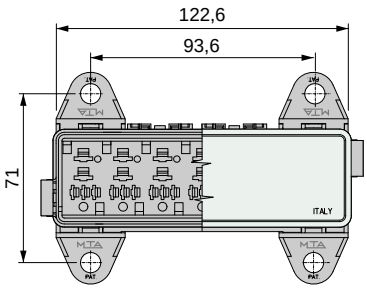	KIT A+B+C **+ Staffe e Terminali 17.01940/17.01655** Kit A+B+C + Brackets and Terminals 17.01940/17.01655 Kit A+B+C + Plaques de fixage et Cosses 17.01940/17.01655 Kit A+B+C + Befestigungfuße u. Kabelschuhe 17.01940/17.01655 **Senza relé** Without relay Sans relais Ohne relais	-	-	01.00705	1 MASTER 16

DISEGNO DRAWING DESSIN ZEICHNUNG	DESCRIZIONE DESCRIPTION DESCRIPTION BESCHREIBUNG	MATERIALE MATERIAL MATERIEL WERKSTOFF	FISSAGGI E TERMINALI FIXINGS AND TERMINALS FIXAGES ET COSSES BEFESTIGUNG UND KONTAKT.	REF.	PCS
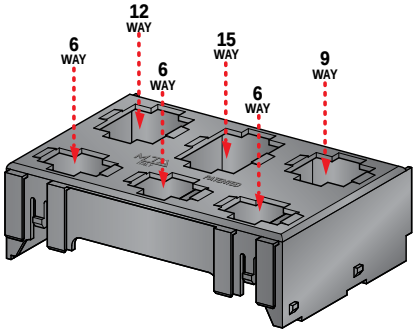	Scatola porta connettori "MATE-N-LOCK" "MATE-N-LOCK" connector box Boite porte connecteurs "MATE-N-LOCK" "MATE-N-LOCK" Halter	PA 66 GF30 Nero Black Noir Schwarz	44.26120 6 VIE / WAY  44.26140 9 VIE / WAY  44.26160 12 VIE / WAY 	03.00681	125
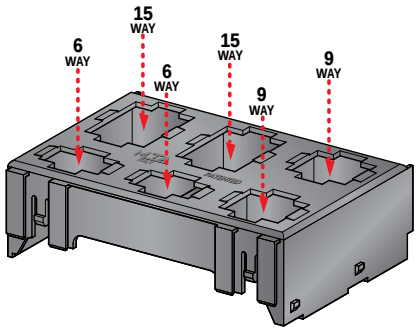			44.26180 15 VIE / WAY 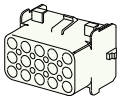 03.00690  03.00691 	03.00683	125
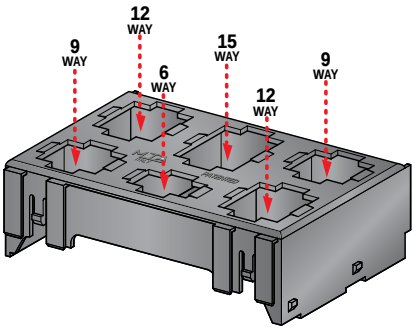				03.00684	125

SCHEMA DI MONTAGGIO

Mounting example - Example de montage - Beispiel der Steckmöglichkeiten

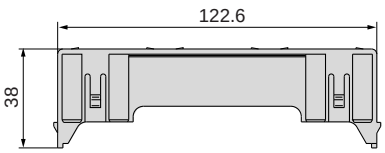

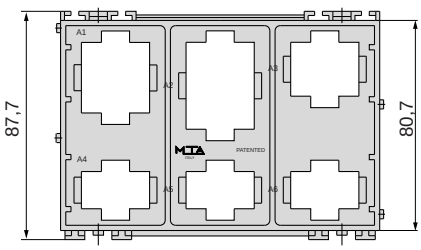

SCATOLE PORTAFUSIBILI - RELE'

Fuse/Relay Boxes
Boites Portefusibles/Relais
Sicherungs/Relais Dosen

DISEGNO DRAWING DESSIN ZEICHNUNG	DESCRIZIONE DESCRIPTION DESCRIPTION BESCHREIBUNG	FISSAGGI E TERMINALI FIXINGS AND TERMINALS FIXAGES ET COSSES BEFESTIGUNG UND KONTAKT.	MATERIALE MATERIAL MATERIEL WERKSTOFF	REF.	PCS
KIT 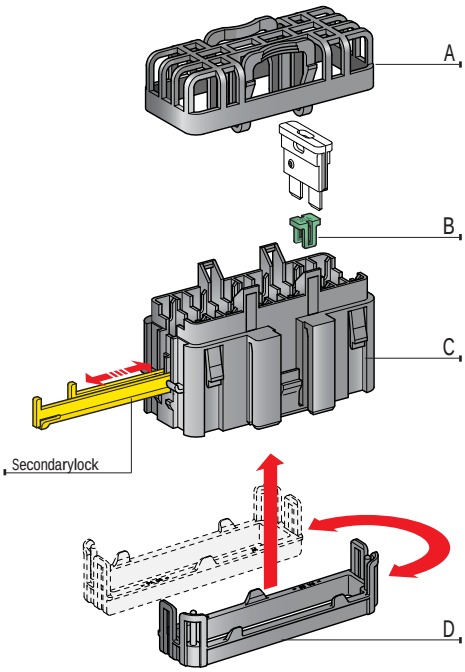 	A) **Gabbia di contenimento** Cover Couvercle Deckel	03.00949 03.00851 03.00690 03.00691 UNI F630 BUS-BAR UNI F630 UNI F630 C/CLIP UNI F630 BUS-BAR C/CLIP	PA 66 GF30 **Nero** Black Noir Schwarz	03.03009	600
	B) **Tassello identificazione amperaggio** PBT GF 20 Amperage identification insert PBT GF 20 Marque d' identification Ampèrage PBT GF 20 Dübel zur Ampereidentifizierung PBT GF 20		3A	03.03003	500
			5A	03.03005	500
			7,5A	03.03007	500
			10A	03.03010	500
			15A	03.03015	500
			20A	03.03020	500
			25A	03.03025	500
			30A	03.03030	500
	C) **Portafusibile 6 vie con Secondarylock** 6 way fuseholder with Secondarylock Portefusible 6 voies avec Secondarylock 6 polig Sicherungshalter mit Secondarylock		PA 66 GF25 **Nero** Black Noir Schwarz	03.03006	600
	D) **Coperchio per BUS-BAR** BUS-BAR cover Couvercle pour BUS-BAR Deckel für BUS-BAR		PA 66 **Nero** Black Noir Schwarz	03.03008	1200
KIT 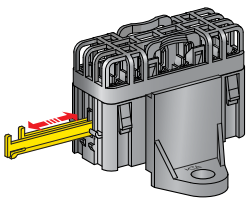 Senza fusibili Without fuses Sans fusibles Ohne Sicherungen	**KIT A+C+D+11.07900+Staffe** Kit A+C+D+11.07900+Brackets Kit A+C+D+11.07900+Plaques de fixage Kit A+C+D+11.07900+Befestigungfuße	-	-	01.03000	1

SCHEMA DI MONTAGGIO
Mounting example - Example de montage - Beispiel der Steckmöglichkeiten

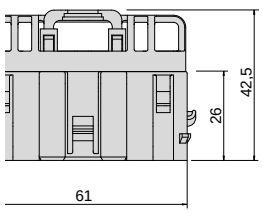

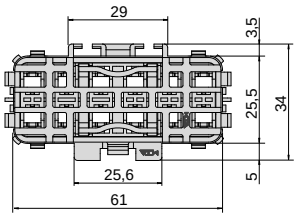

Quote per fissaggio laterale su lamiera (mm)
Lateral fixing dimensions on plate (mm)
Dimensions pour fixation laterale sur tôle (mm)
Maße für Seitenbefestigung auf Blech (mm)

Sp. 1,2 mm

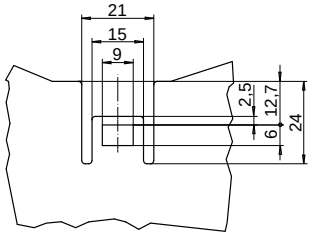

Quote per fissaggio su lamiera (mm)
Fixing dimensions on plate(mm)
Dimensions de fixation sur tôle (mm)
Maße für Befestigung auf Blech (mm)

Sp. 1 ÷ 1,5 mm

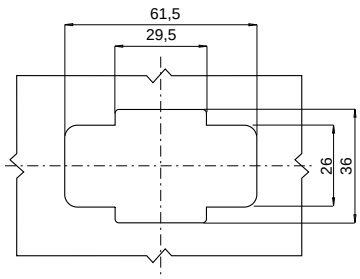

DISEGNO DRAWING DESSIN ZEICHNUNG	DESCRIZIONE DESCRIPTION DESCRIPTION BESCHREIBUNG	MATERIALE MATERIAL MATERIEL WERKSTOFF	TERMINALI TERMINALS COSSES KONTAKTTEILE	REF.	PCS
NEW 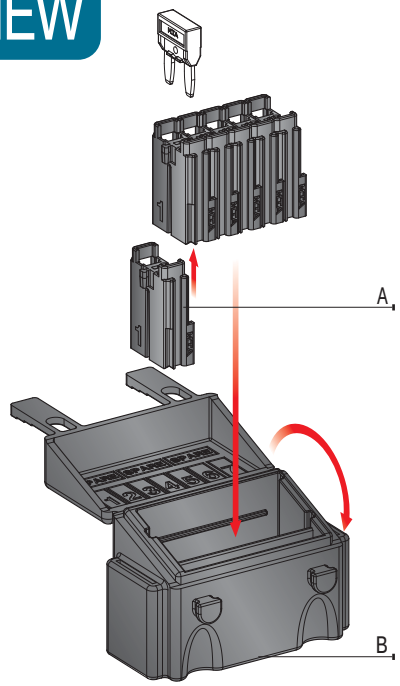 	A) **Corpo** Housing Corps Gehäuse	PA 66 GF30 **Nero** Black Noir Schwarz	MINI F280 	03.01420	2800
	B) **Modulo per portafusibili 7 vie** 7 way fuseholders frame Frame porte fusibles 7 voies 7 polig Rahmer Sicherungshalter	EPDM **Nero** Black Noir Schwarz		03.01430	400
KIT 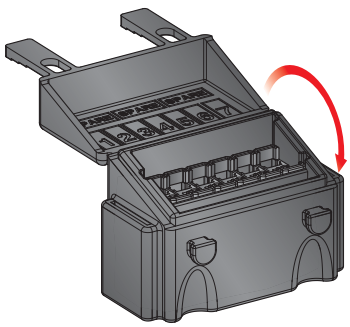 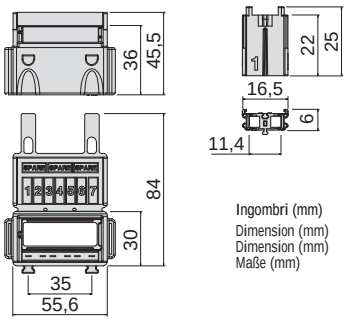 Ingombri (mm) Dimension (mm) Dimension (mm) Maße (mm)	Kit A+B+Terminali Mini F280 (17.08330+17.08331+17.08332) Kit A+B+Terminals Mini F280 (17.08330+17.08331+17.08332) Kit A+B+Cosses Mini F280 (17.08330+17.08331+17.08332) Kit A+B+ Kabelschuhe Mini F280 (17.08330+17.08331+17.08332) **Senza fusibili** Without fuses Sans fusibles Ohne Sicherungen	-	-	03.01435	1

DISEGNO DRAWING DESSIN ZEICHNUNG	DESCRIZIONE DESCRIPTION DESCRIPTION BESCHREIBUNG	MATERIALE MATERIAL MATERIEL WERKSTOFF	FISSAGGI E TERMINALI FIXINGS AND TERMINALS FIXAGES ET COSSES BEFESTIGUNG UND KONTAKT.	REF.	PCS
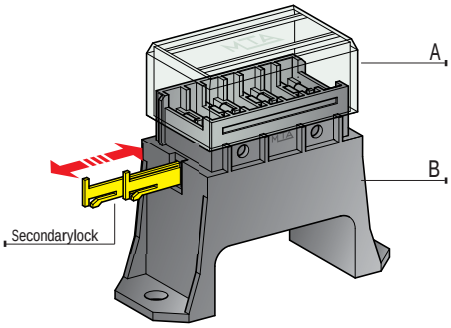	A) Coperchio Cover Couvercle Deckel	PC Trasparente Transparent Transparente Transparent	UNI F630 UNI F630 UNI F630 C/CLIP	03.00542	500
	B) Corpo 4 vie con Terminali 4 way Housing with Terminals Support 4 voies avec Cosses 4 polig Gehäuse mit Kabelschuhe	PA 66 GF30 Nero Black Noir Schwarz		03.00540	500
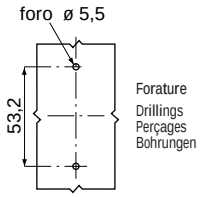	B) Corpo 4 vie senza Terminali 4 way Housing without Terminals Support 4 voies sans Cosses 4 polig Gehäuse ohne Kabelschuhe			03.00541	500
KIT 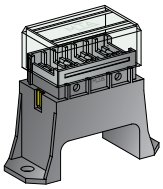	Kit A+B Kit A+B Kit A+B Kit A+B	-	-	01.00540	1 MASTER 10
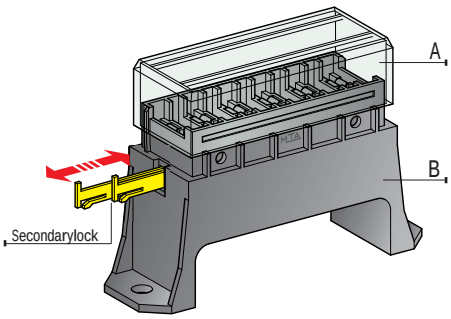	A) Coperchio Cover Couvercle Deckel	PC Trasparente Transparent Transparente Transparent	UNI F630 UNI F630 UNI F630 C/CLIP	03.00562	500
	B) Corpo 6 vie con Terminali 6 way Housing with Terminals Support 6 voies avec Cosses 6 polig Gehäuse mit Kabelschuhe	PA 66 GF30 Nero Black Noir Schwarz		03.00560	500
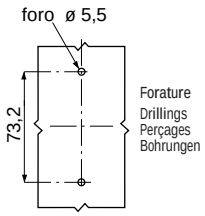	B) Corpo 6 vie senza Terminali 6 way Housing without Terminals Support 6 voies sans Cosses 6 polig Gehäuse ohne Kabelschuhe			03.00561	500
KIT 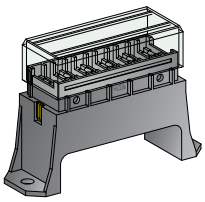	Kit A+B Kit A+B Kit A+B Kit A+B	-	-	01.00560	1 MASTER 10

DISEGNO DRAWING DESSIN ZEICHNUNG	DESCRIZIONE DESCRIPTION DESCRIPTION BESCHREIBUNG	MATERIALE MATERIAL MATERIEL WERKSTOFF	FISSAGGI E TERMINALI FIXINGS AND TERMINALS FIXAGES ET COSSES BEFESTIGUNG UND KONTAKT.	REF.	PCS
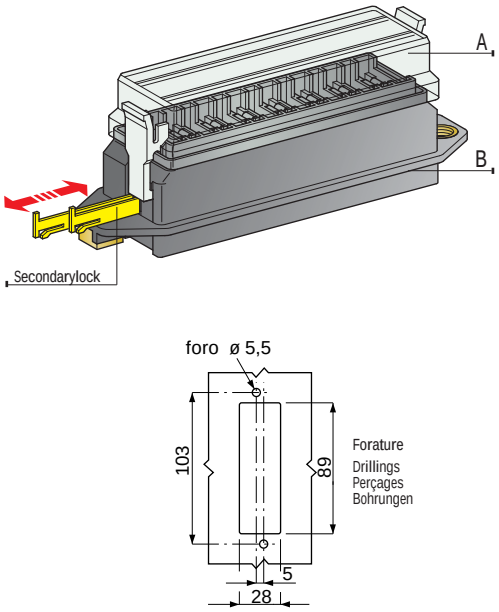	A) **Coperchio + guarnizione** Cover + gasket Couvercle + garniture Deckel + Dichtungl	PA 12 **Trasparente** Transparent Transparente Transparent	UNI F630 UNI F630 UNI F630 C/CLIP	03.00582	300
	B) **Corpo 8 vie con Terminali** 8 way Housing with Terminals Support 8 voies avec Cosses 8 polig Gehäuse mit Kabelschuhe	PA 66 GF30 **Nero** Black Noir Schwarz		03.00580	300
	B) **Corpo 8 vie senza Terminali** 8 way Housing without Terminals Support 8 voies sans Cosses 8 polig Gehäuse ohne Kabelschuhe			03.00581	300
KIT 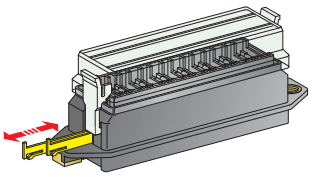	**Kit A+B** Kit A+B Kit A+B Kit A+B	-	-	01.00580	1 MASTER 10
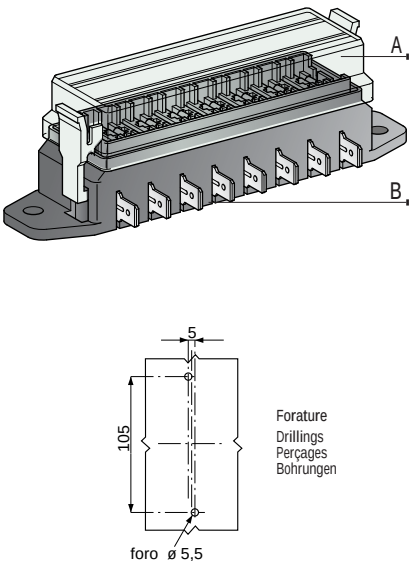	A) **Coperchio + guarnizione** Cover + Gasket Couvercle + Garniture Deckel + Dichtung	PA 12 **Trasparente** Transparent Transparente Transparent	-	03.00582	300
	B) **Corpo 8 vie con Terminali** 8 way Housing with Terminals Support 8 voies avec Cosses 8 polig Gehäuse mit Kabelschuhe	PA 66 GF30 **Nero** Black Noir Schwarz		03.00590	300
KIT 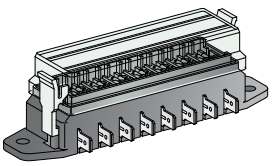	**Kit A+B** Kit A+B Kit A+B Kit A+B	-	-	01.00590	1 MASTER 10

DISEGNO DRAWING DESSIN ZEICHNUNG	DESCRIZIONE DESCRIPTION DESCRIPTION BESCHREIBUNG	MATERIALE MATERIAL MATERIEL WERKSTOFF	FISSAGGI E TERMINALI FIXINGS AND TERMINALS FIXAGES ET COSSES BEFESTIGUNG UND KONTAKT.	REF.	PCS
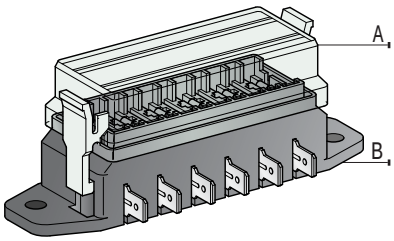	A) Coperchio + guarnizione Cover + Gasket Couvercle + Garniture Deckel + Dichtung	PA 12 Trasparente Transparent Transparente Transparent	-	03.00602	400
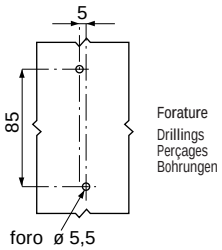	B) Corpo 6 vie con Terminali 6 way Housing with Terminals Support 6 voies avec Cosses 6 polig Gehäuse mit Kabelschuhe	PA 66 GF30 Nero Black Noir Schwarz		03.00600	400
KIT 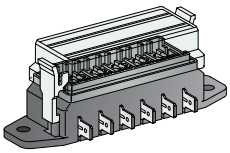	Kit A+B Kit A+B Kit A+B Kit A+B	-	-	01.00600	1 MASTER 10
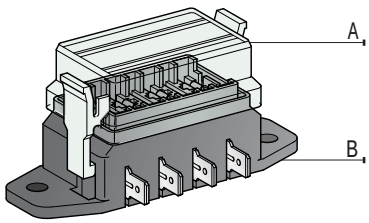	A) Coperchio + guarnizione Cover + Gasket Couvercle + Garniture Deckel + Dichtung	PA 12 Trasparente Transparent Transparente Transparent	-	03.00612	500
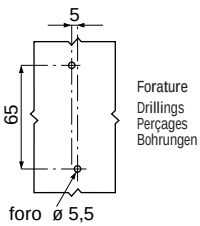	B) Corpo 4 vie con Terminali 4 way Housing with Terminals Support 4 voies avec Cosses 4 polig Gehäuse mit Kabelschuhe	PA 66 GF30 Nero Black Noir Schwarz		03.00610	500
KIT 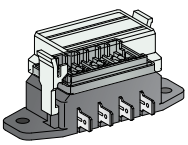	Kit A+B Kit A+B Kit A+B Kit A+B	-	-	01.00610	1 MASTER 10

DISEGNO DRAWING DESSIN ZEICHNUNG	DESCRIZIONE DESCRIPTION DESCRIPTION BESCHREIBUNG	MATERIALE MATERIAL MATERIEL WERKSTOFF	FISSAGGI E TERMINALI FIXINGS AND TERMINALS FIXAGES ET COSSES BEFESTIGUNG UND KONTAKT.	REF.	PCS
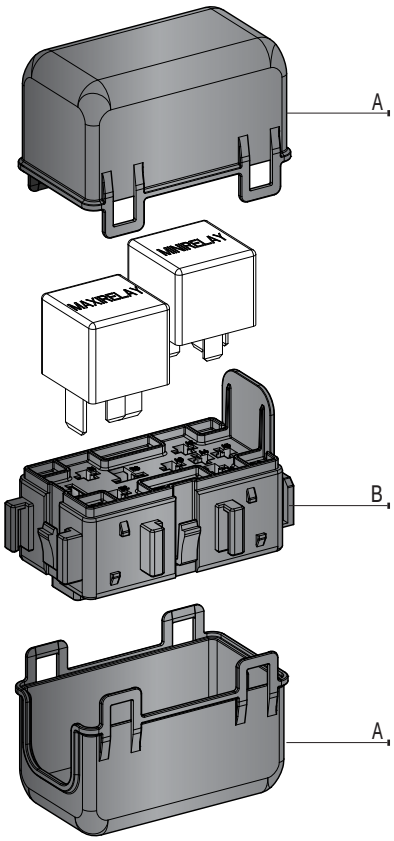	1 MINIRELAY 1 MAXIRELAY				
	A) Coperchio Cover Couvercle Deckel	PP Nero Black Noir Schwarz		01.02001 03.02001	1 250
	B) Corpo Housing Corps Gehäuse	PBT GF20 Nero Black Noir Schwarz		01.02000 03.02000	1 250

SCHEMA DI MONTAGGIO
Mounting example - Example de montage - Beispiel der Steckmöglichkeiten

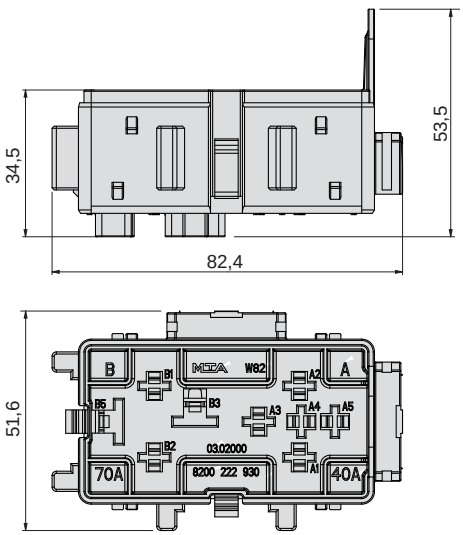

Quote per fissaggio laterale su lamiera (mm)
Lateral fixing dimensions on plate (mm)
Dimensions pour fixation laterale sur tôle (mm)
Maße für Seitenbefestigung auf Blech (mm)

Sp. 1,2 mm

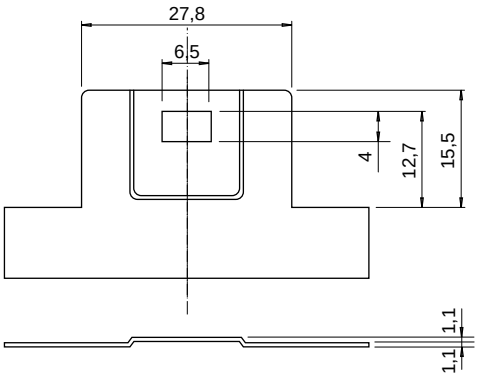

PORTAFUSIBILI - RELE' 1 VIA

1-Way Fuse/Relay Holders
Portefusibles/Relais 1 Voie
Sicherungs/Relais Halter 1 fach

PORTAFUSIBILI/RELE' 1 VIA
1 WAY FUSE/RELAY HOLDERS - PORTEFUSIBLES/RELAIS 1 VOIE - SICHERUNGS/RELAIS HALTER 1 FACH

DISEGNO DRAWING DESSIN ZEICHNUNG	DESCRIZIONE DESCRIPTION DESCRIPTION BESCHREIBUNG	MATERIALE MATERIAL MATERIEL WERKSTOFF	FISSAGGI E TERMINALI FIXINGS AND TERMINALS FIXAGES ET COSSES BEFESTIGUNG UND KONTAKT.	REF.	PCS
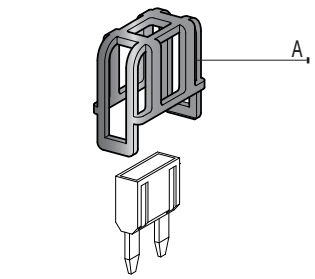	A) Gabbia di contenimento Cover Couvercle Deckel	PA 66 Nero Black Noir Schwarz	01.00395 JPT F280 JPT F280	01.00416 03.00416	5 MASTER 50 2000
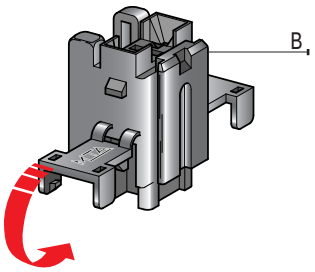	B) Portafusibile a chiusura laterale Fuseholder with lateral lock Portefusible avec fermeture laterale Sicherungshalter mit seitliche Verschluss	PA 66 Nero Black Noir Schwarz		01.01400 03.01400 03.01410	5 MASTER 50 200 2000
KIT 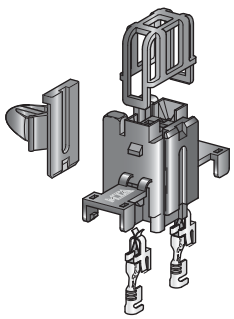	Kit A+B+Terminali 11.07212+Piastrina Kit A+B+Terminals 11.07212+Fixing plate Kit A+B+Cosses 11.07212+Plaquette Kit A+B+Kabelshuhe 11.07212+Befestigungfuße			30.50152	1 MASTER 10

SCHEMA DI AGGANCIO
Mounting example - Example de montage - Beispiel der Steckmöglichkeiten

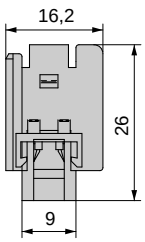

Quote per fissaggio laterale su lamiera (mm)
Lateral fixing dimensions on plate (mm)
Dimensions pour fixation laterale sur tôle (mm)
Maße für Seitenbefestigung auf Blech (mm)

Sp. 1,2 mm

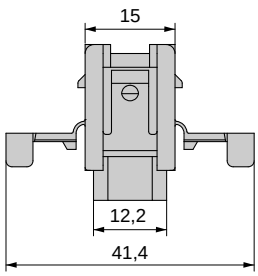

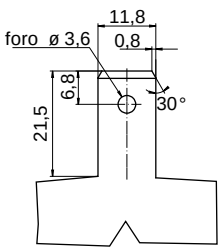

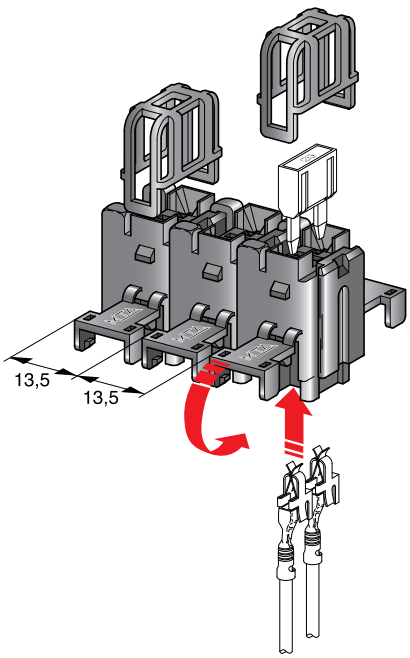

DISEGNO DRAWING DESSIN ZEICHNUNG	DESCRIZIONE DESCRIPTION DESCRIPTION BESCHREIBUNG	MATERIALE MATERIAL MATERIEL WERKSTOFF	FISSAGGI E TERMINALI FIXINGS AND TERMINALS FIXAGES ET COSSES BEFESTIGUNG UND KONTAKT.	REF.	PCS
NEW 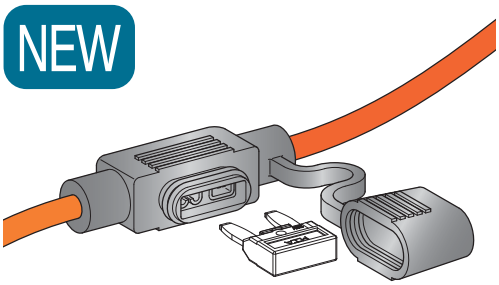	Portafusibile a tenuta stagna c/cavo 4 mm² L=120 mm Waterproof fuseholder with cable 4 mm² L=120 mm Portefusible à étanche d'eau avec câble 4 mm² L=120 mm Wasserdichter Sicherungshalter mit Kabel 4 mm² L=120 mm	TPE	-	01.00335	5

PORTAFUSIBILI/RELE' 1 VIA
1 WAY FUSE/RELAY HOLDERS - PORTEFUSIBLES/RELAIS 1 VOIE - SICHERUNGS/RELAIS HALTER 1 FACH

DISEGNO DRAWING DESSIN ZEICHNUNG	DESCRIZIONE DESCRIPTION DESCRIPTION BESCHREIBUNG	MATERIALE MATERIAL MATERIEL WERKSTOFF	FISSAGGI E TERMINALI FIXINGS AND TERMINALS FIXAGES ET COSSES BEFESTIGUNG UND KONTAKT.	AMP.	REF.	PCS
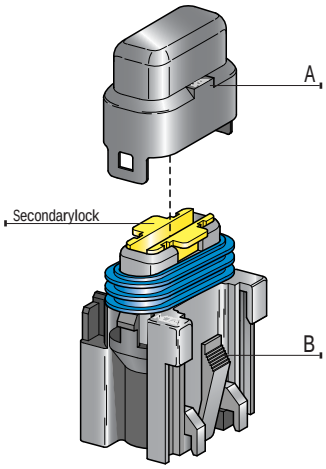	Portafusibile splash-proof con guarnizione in silicone e coperchio Splash-proof fuseholder with silicon gasket and cover Portefusible étanche avec garniture en silicon et couvercle Wasserdichter Sicherungshalter mit Silikon Dichtung u. Deckel	Corpo Housing Support Gehäuse PA 66 Nero Black Noir Schwarz Coperchio Cover Couvercle Deckel PA 66 Nero Black Noir Schwarz Secondarylock PBT GF20	01.00848 01.00949 01.00851 03.00856 01.00392 01.00440 01.00430 UNI F630 UNI F630 C/CLIP	5A	03.02305 03.01305	100 1500
				7,5A	03.01307	1500
				10A	03.02310 03.01310	100 1500
				15A	03.02315 03.01315	100 1500
				20A	01.01320 03.02320 03.01320	5 MASTER 50 100 1500
				25A	03.02325 03.01325	100 1500
				30A	03.02330 03.01330	100 1500
KIT 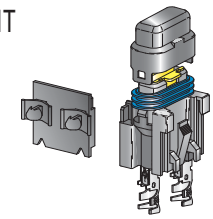	Kit A+B+11.07920+Piastrina+Guarnizione Kit A+B+11.07920+Fixing plate+Gasket Kit A+B+11.07920+Plaquette+Garniture Kit A+B+11.07920+Befestigungfuße+Dichtung				30.50153	1 MASTER 10

SCHEMA DI MONTAGGIO
Mounting example - Example de montage - Beispiel der Steckmöglichkeiten

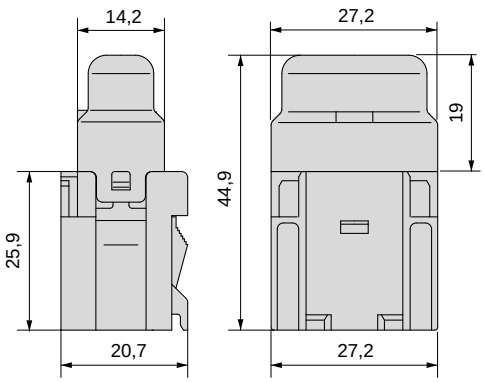

Quote per fissaggio laterale su lamiera (mm)
Lateral fixing dimensions on plate (mm)
Dimensions pour fixation laterale sur tôle (mm)
Maße für Seitenbefestigung auf Blech (mm)

Sp. 0,6 ÷ 1,3 mm

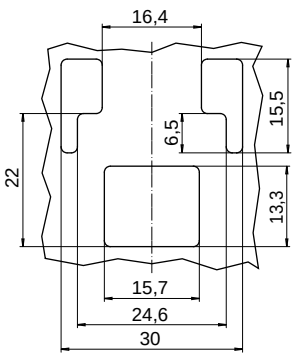

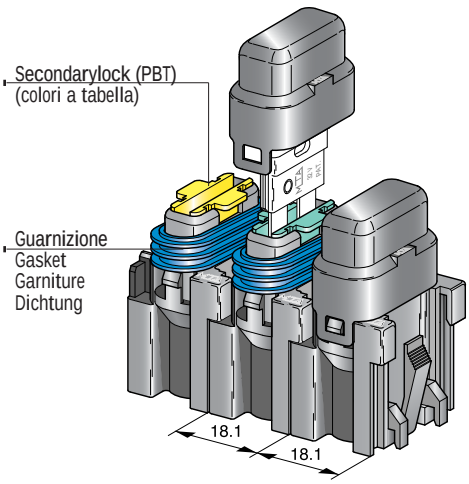

DISEGNO DRAWING DESSIN ZEICHNUNG	DESCRIZIONE DESCRIPTION DESCRIPTION BESCHREIBUNG	MATERIALE MATERIAL MATERIEL WERKSTOFF	FISSAGGI E TERMINALI FIXINGS AND TERMINALS FIXAGES ET COSSES BEFESTIGUNG UND KONTAKT.	REF.	PCS
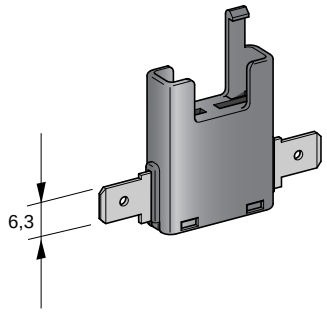	Portafusibile NKA NKA Fuse holder Portefusible NKA NKA Sicherungshalter	PA 66 Nero Black Noir Schwarz	FASTON F630  ANTISF F630 FLAG  ANTISF F630  ANTISF F630 C/DENTE  PASSO 5 F630 	01.00345 03.00345	50 MASTER 250 2000

SCHEMA DI MONTAGGIO
Mounting example - Example de montage - Beispiel der Steckmöglichkeiten

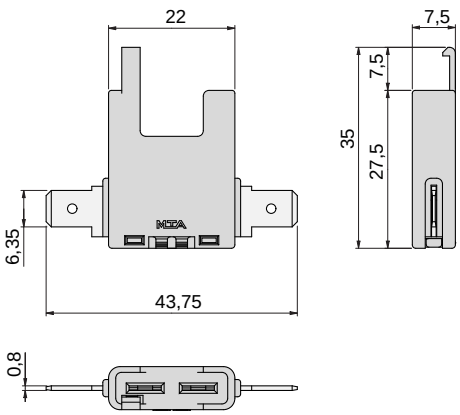

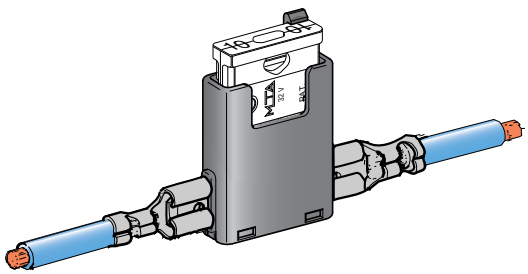

PORTAFUSIBILI/RELE' 1 VIA
1 WAY FUSE/RELAY HOLDERS - PORTEFUSIBLES/RELAIS 1 VOIE - SICHERUNGS/RELAIS HALTER 1 FACH

DISEGNO DRAWING DESSIN ZEICHNUNG	DESCRIZIONE DESCRIPTION DESCRIPTION BESCHREIBUNG	MATERIALE MATERIAL MATERIEL WERKSTOFF	FISSAGGI E TERMINALI FIXINGS AND TERMINALS FIXAGES ET COSSES BEFESTIGUNG UND KONTAKT.	AMP.	REF.	PCS	MASTER PCS
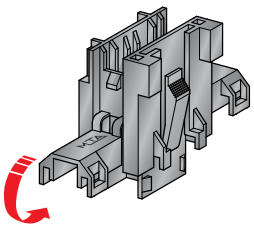	**Portafusibile a chiusura laterale** Fuseholder with lateral lock Portefusible avec fermeture laterale Sicherungshalter mit seitliche Verschluss	PA 66	01.00848 01.00949 01.00851 03.00856 01.00392 01.00440 01.00430 UNI F630 UNI F630 C/CLIP	2A	01.00400 03.00400	25 500	125 -
				5A	03.00401	500	-
				7,5A	03.00402	500	-
				10A	03.00403	500	-
				15A	03.00404	500	-
				20A	03.00405	500	-
				25A	03.00406	500	-
				30A	03.00407	500	-
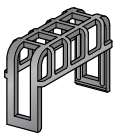	**Gabbia di contenimento** Cover Couvercle Deckel	PA 66 GF30 Nero Black			01.00415 03.00415	25 1000	250 -

SCHEMA DI MONTAGGIO
Mounting example - Example de montage - Beispiel der Steckmöglichkeiten

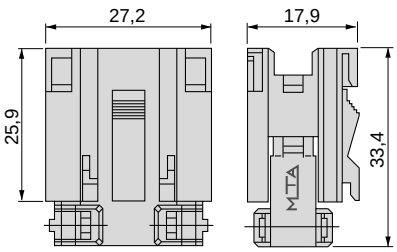

Quote per fissaggio laterale su lamiera (mm)
Lateral fixing dimensions on plate (mm)
Dimensions pour fixation laterale sur tôle (mm)
Maße für Seitenbefestigung auf Blech (mm)

Sp. 0,6 ÷ 1,3 mm

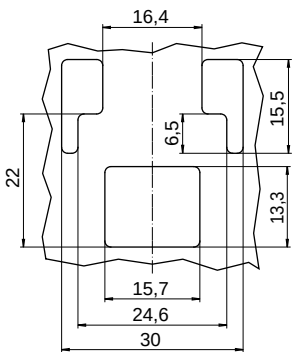

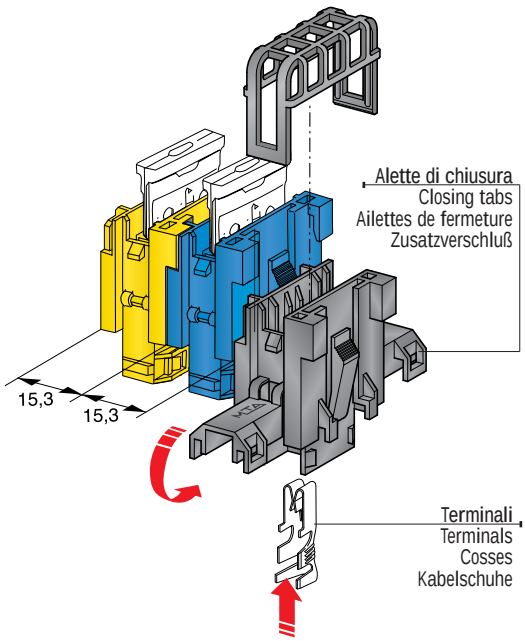

DISEGNO DRAWING DESSIN ZEICHNUNG	DESCRIZIONE DESCRIPTION DESCRIPTION BESCHREIBUNG	MATERIALE MATERIAL MATERIEL WERKSTOFF	FISSAGGI E TERMINALI FIXINGS AND TERMINALS FIXAGES ET COSSES BEFESTIGUNG UND KONTAKT.	REF.	PCS
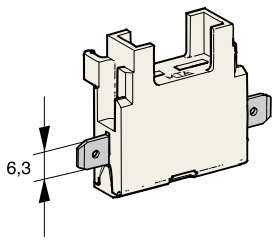	Portafusibile "IN LINE" con 2 terminali 19.07550 "IN LINE" fuse holder with 2 terminals 19.07550 Portefusible "IN LINE" avec 2 cosses 19.07550 Sicherungshalter "IN LINE" mit 2 Kabelschuhe 19.07550	PA 66 Bianco White Blanc Weiß	01.00352  FASTON F630 FLAG 	01.00341 03.00341	50 MASTER 250 1000
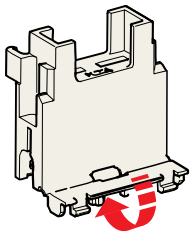	Portafusibile "IN LINE" senza terminali Fuse holder without terminals Portefusible sans cosses Sicherungshalter ohne Kabelschuhe	PA 66 Bianco White Blanc Weiß		03.00342	5000

SCHEMA DI MONTAGGIO
Mounting example - Example de montage - Beispiel der Steckmöglichkeiten

Esempio di aggancio con portafusibile ref. 01.00351
Assembly example with fuseholder ref. 01.00351
Example d' assemblage avec portefusible ref. 01.00351
Beispiel der Steckmöglichkeiten mit Sicherungshalter ref. 01.00351

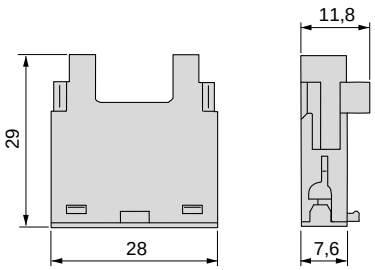

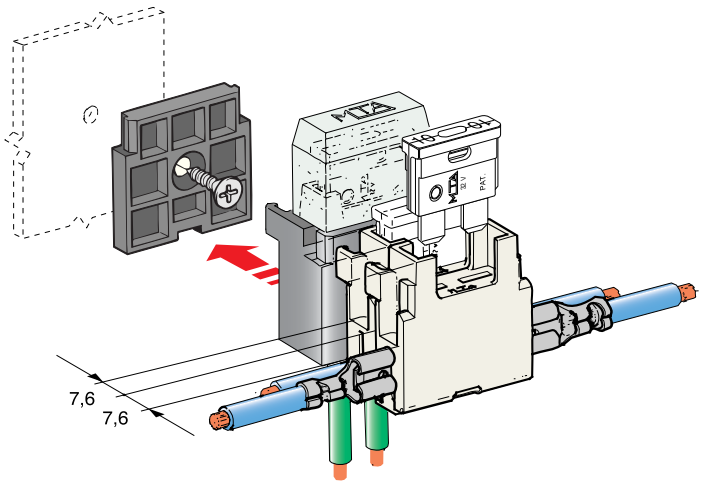

PORTAFUSIBILI/RELE' 1 VIA
1 WAY FUSE/RELAY HOLDERS - PORTEFUSIBLES/RELAIS 1 VOIE - SICHERUNGS/RELAIS HALTER 1 FACH

DISEGNO DRAWING DESSIN ZEICHNUNG	DESCRIZIONE DESCRIPTION DESCRIPTION BESCHREIBUNG	MATERIALE MATERIAL MATERIEL WERKSTOFF	FISSAGGI E TERMINALI FIXINGS AND TERMINALS FIXAGES ET COSSES BEFESTIGUNG UND KONTAKT.	REF.	PCS
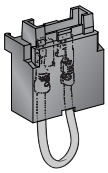	**Portafusibile con cavetti aggraffati** Fuse holder with crimped cables Portefusible avec câbles sertis Sicherungshalter mit angecrimpten Kabeln	PA 66 **Nero** Black Noir Schwarz	01.00352  UNI F630  UNI F630  UNI F630 C/CLIP 	01.00350	25
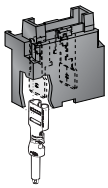	**Portafusibile con 2 terminali 11.07501** Fuse holder with 2 terminals 11.07501 Portefusible avec 2 cosses 11.07501 Sicherungshalter mit 2 Kabelschuhe 11.07501	PA 66 **Nero** Black Noir Schwarz		01.00351 03.00351	50 MASTER 250 1250
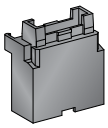	**Portafusibile senza terminali** Fuse holder without terminals Portefusible sans cosses Sicherungshalter ohne Kabelschuhe	PA 66 **Nero** Black Noir Schwarz		03.00354	1000
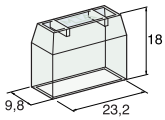	**Coperchio per protezione fusibile** Cover to protect the fuse Couvercle pour protéger le fusible Deckel zum Schutz der Sicherung	PC **Trasparente** Transparent Transparente Transparent		01.00359 03.00359	25 MASTER 250 500
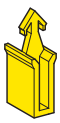	OPTIONAL **Secondarylock**	PA 66 **Giallo** Yellow Jaune Gelb		03.00357	250
KIT 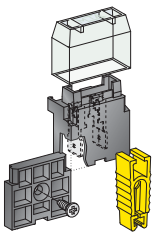	**Kit 0100351+Piastrina+ Coperchio+Pinzetta** Kit 0100351+Fixing plate+Cover+Extractor Kit 0100351+Plaquette+Couvercle+Extracteur Kit 0100351+Befestigungfuße+Deckel+ Ausziehzange			01.00353	1 MASTER 10

SCHEMA DI MONTAGGIO
Mounting example - Example de montage - Beispiel der Steckmöglichkeiten

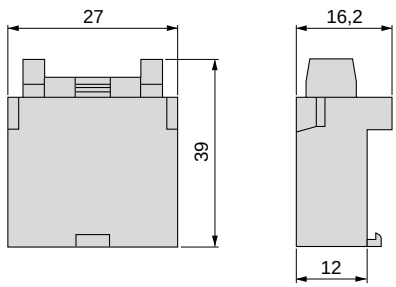

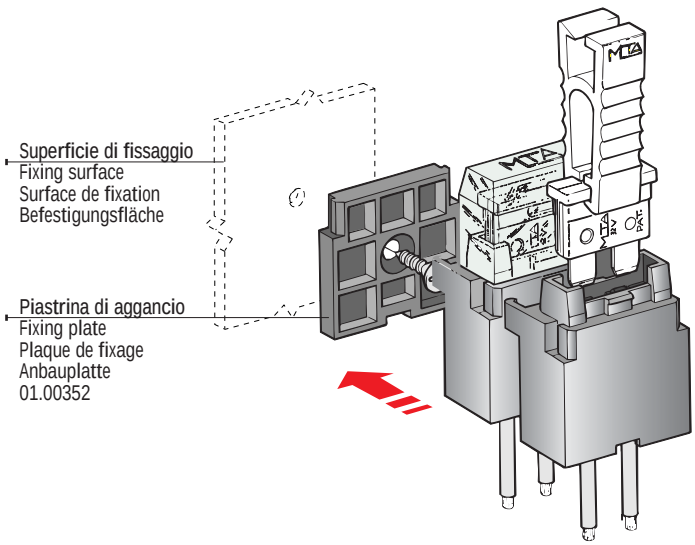

DISEGNO DRAWING DESSIN ZEICHNUNG	DESCRIZIONE DESCRIPTION DESCRIPTION BESCHREIBUNG	MATERIALE MATERIAL MATERIEL WERKSTOFF	FISSAGGI E TERMINALI FIXINGS AND TERMINALS FIXAGES ET COSSES BEFESTIGUNG UND KONTAKT.	REF.	PCS
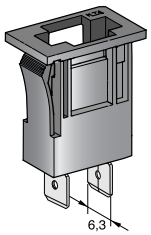	**Portafusibile ad incasso con terminali** Insertable fuseholder with terminals Portefusible encastrable avec cosses Steckbarer Sicherungshalter mit Kabelschuhe	PA 66 GF25 **Nero** Black Noir Schwarz		01.00330 03.00330	25 500
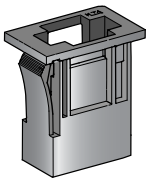	**Portafusibile senza terminali** Fuse holder without terminals Portefusible sans cosses Sicherungshalter ohne Kabelschuhe	PA 66 GF25 **Nero** Black Noir Schwarz	UNI F630  UNI F630  UNI F630 C/CLIP 	03.00331	1000
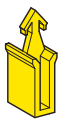	OPTIONAL **Secondarylock**	PA 66 **Giallo** Yellow Jaune Gelb		03.00357	250

SCHEMA DI MONTAGGIO

Mounting example - Example de montage - Beispiel der Steckmöglichkeiten

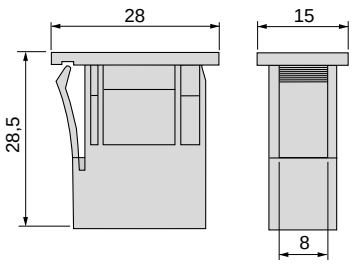

Quote per fissaggio laterale su lamiera (mm)
Lateral fixing dimensions on plate (mm)
Dimensions pour fixation laterale sur tôle (mm)
Maße für Seitenbefestigung auf Blech (mm)

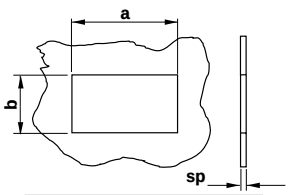

sp mm Spessore Thickness Epaisseur Stärke	**a** mm	**b** mm
0,8	21,9	$11{,}3^{+0{,}3}_{-0}$
1,0	22,0	
1,5	22,1	
2,0	22,2	

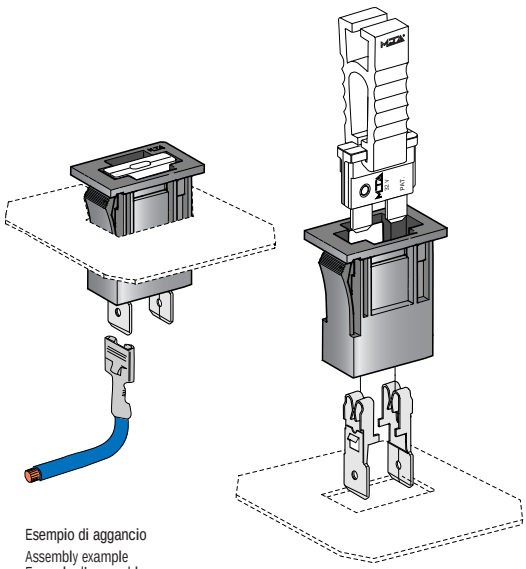

Esempio di aggancio
Assembly example
Example d' assemblage
Beispiel der Steckmöglichkeiten

PORTAFUSIBILI/RELE' 1 VIA
1 WAY FUSE/RELAY HOLDERS - PORTEFUSIBLES/RELAIS 1 VOIE - SICHERUNGS/RELAIS HALTER 1 FACH

DISEGNO DRAWING DESSIN ZEICHNUNG	DESCRIZIONE DESCRIPTION DESCRIPTION BESCHREIBUNG	MATERIALE MATERIAL MATERIEL WERKSTOFF	FISSAGGI E TERMINALI FIXINGS AND TERMINALS FIXAGES ET COSSES BEFESTIGUNG UND KONTAKT.	REF.	PCS
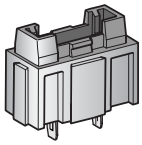	**Portafusibile per circuiti stampati** Fuseholder for printed circuits Portefusible pour circuits imprimés Sicherungshalter für gedruckte Schaltungen	PA 66 GF30 **Nero** Black Noir Schwarz	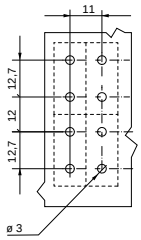	01.00420 03.00420	5 1000
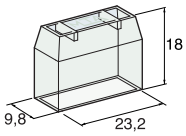	**Coperchio per protezione fusibile** Cover to protect the fuse Couvercle pour protéger le fusible Deckel zum Schutz der Sicherung	PC **Trasparente** Transparent Transparente Transparent		01.00359 03.00359	25 MASTER 250 500

SCHEMA DI MONTAGGIO
Mounting example - Example de montage - Beispiel der Steckmöglichkeiten

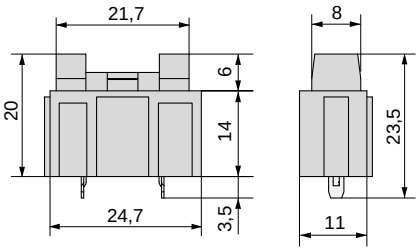

Esempio di aggancio
Assembly example
Example d' assemblage
Beispiel der Steckmöglichkeiten

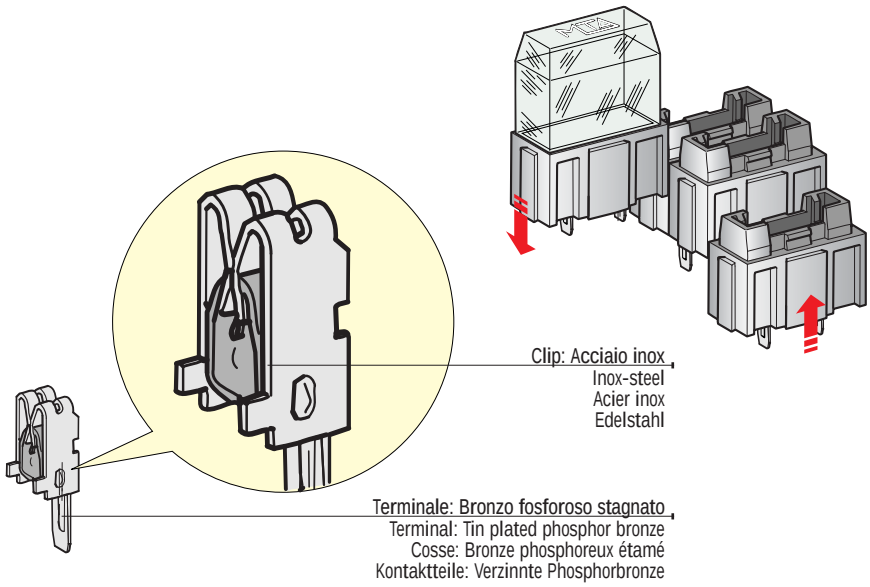

DISEGNO DRAWING DESSIN ZEICHNUNG	DESCRIZIONE DESCRIPTION DESCRIPTION BESCHREIBUNG	MATERIALE MATERIAL MATERIEL WERKSTOFF	FISSAGGI E TERMINALI FIXINGS AND TERMINALS FIXAGES ET COSSES BEFESTIGUNG UND KONTAKT.	REF.	PCS
NEW 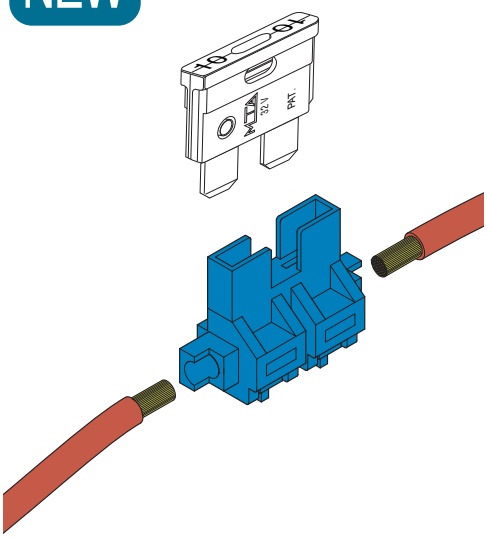	Portafusibile a chiusura rapida Quick lock fuseholder Portefusible à fermeture rapide Sicherungshalter mit schnell Verschluss	PA 66	-	01.00334	25
NEW 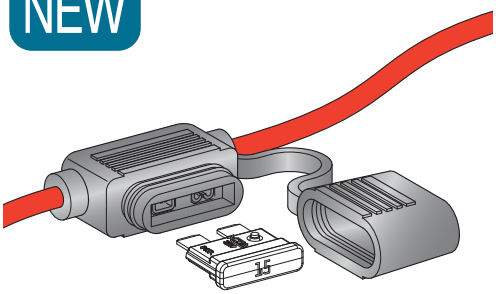	Portafusibile a tenuta stagna c/cavo 4 mm² L=120 mm Waterproof fuseholder with cable 4 mm² L=120 mm Portefusible étanche avec câble 4 mm² L=120 mm Wasserdichter Sicherungshalter mit Kabel 4 mm² L=120 mm	-	-	01.00336	5

PORTAFUSIBILI/RELE' 1 VIA
1 WAY FUSE/RELAY HOLDERS - PORTEFUSIBLES/RELAIS 1 VOIE - SICHERUNGS/RELAIS HALTER 1 FACH

DISEGNO DRAWING DESSIN ZEICHNUNG	DESCRIZIONE DESCRIPTION DESCRIPTION BESCHREIBUNG	FISSAGGI E TERMINALI FIXINGS AND TERMINALS FIXAGES ET COSSES BEFESTIGUNG UND KONTAKT.	MATERIALE MATERIAL MATERIEL WERKSTOFF	REF.	PCS
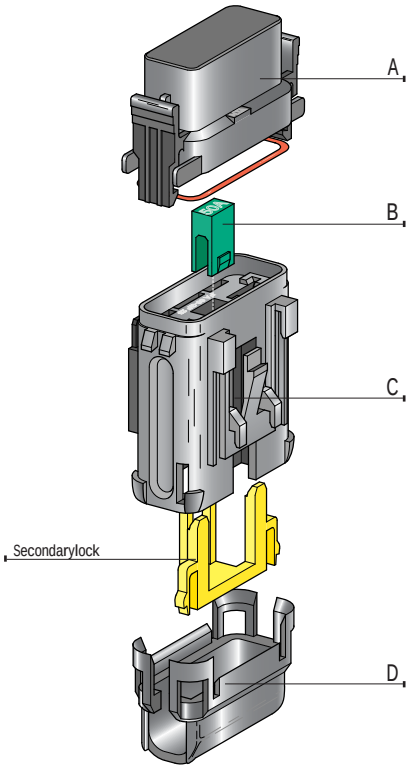	A) Coperchio con guarnizione Cover with gasket Couvercle avec garniture Deckel mit Dichtung	01.00848 01.0949 01.00851	PA 66 Nero Black Noir Schwarz	03.21210 03.01210	250 1500
	B) OPTIONAL Tassello identificazione amperaggio PBT GF20 Amperage identification insert PBT GF 20 Marque d' identification Ampèrage PBT GF 20 Dübel zur Ampereidentifizierung PBT GF 20	03.00856 01.00392 01.00440 01.00430 F800	30A	03.01030	1500
			40A	03.01040	1500
			50A	03.01050	1500
			60A	03.01060	1500
			70A	03.01070	1500
			80A	03.01080	1500
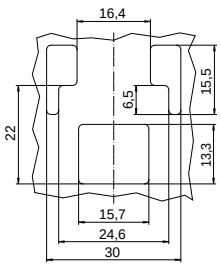 Quote per fissaggio laterale su lamiera (mm) Lateral fixing dimensions on plate (mm) Dimensions pour fixation laterale sur tôle (mm) Maße für Seitenbefestigung auf Blech (mm) Sp. 0,6 ÷ 1,3 mm	C) Portafusibile splash-proof con secondarylock Splash-proof fuseholder with secondarylock Portefusible étanche avec secondarylock Spritzen fest Sicherungshalter mit Secondarylock		PA 66 GF25 Nero Black Noir Schwarz Secondarylock PA 66 GF30	03.21000 03.01000	250 1500
	D) Coperchio inferiore Bottom cover Couvercle inférieur Unterer Deckel		PA 66 Nero Black Noir Schwarz	03.21200 03.01200	250 1500
KIT 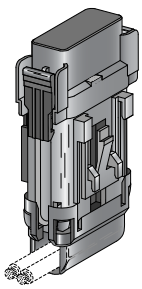	KIT A+C+D+Terminali 11.07660 Kit A+C+D+terminals 11.07660 Kit A+C+D+cosses 11.07660 Kit A+C+D+Kabelschuhe 11.07660	-	-	01.01005	1 MASTER 10

SCHEMA DI MONTAGGIO
Mounting example - Example de montage - Beispiel der Steckmöglichkeiten

ATTENZIONE:
Con coperchio D, aggraffare cavo 6 mm² max
Senza coperchio D, aggraffare cavo 16 mm² max

With cover D, crimp a cable 6 mm² max
Without cover D, crimp a cable 16 mm² max

Avec couvercle D, sertir un câble de 6 mm² max
Sans couvercle D, sertir un câble de 16 mm² max

Mit Deckel D, Kabel mit max 6 mm² ancrimpen
Ohne Deckel D, Kabel mit max 16 mm² ancrimpen

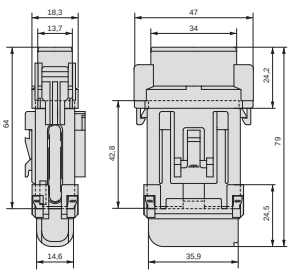

DISEGNO DRAWING DESSIN ZEICHNUNG	DESCRIZIONE DESCRIPTION DESCRIPTION BESCHREIBUNG	FISSAGGI E TERMINALI FIXINGS AND TERMINALS FIXAGES ET COSSES BEFESTIGUNG UND KONTAKT.	MATERIALE MATERIAL MATERIEL WERKSTOFF	REF.	PCS
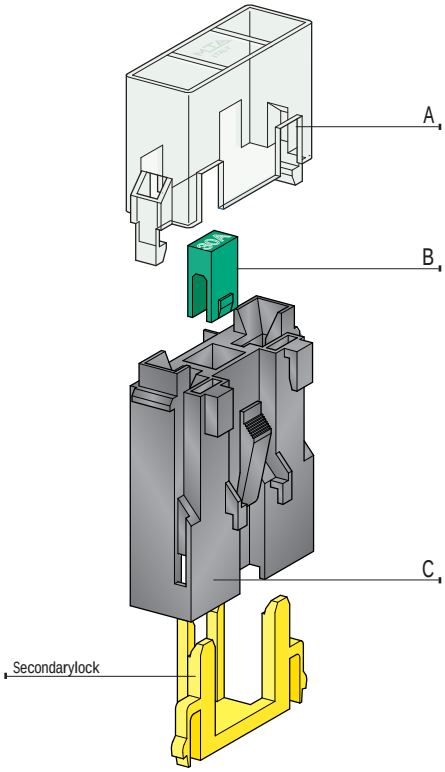	A) **Coperchio per protezione fusibile** Cover to protect the fuse Couvercle pour protéger le fusible Deckel zum Schutz der Sicherung	01.00848 01.0949 01.00851	PC **Trasparente** Transparent Transparente Transparent	01.00391 03.00391	10 MASTER 100 1000
	B) OPTIONAL **Tassello identificazione amperaggio** PBT GF20 Amperage identification insert PBT GF 20 Marque d' identification Ampèrage PBT GF 20 Dübel zur Ampereidentifizierung PBT GF 20	03.00856 01.00392 01.00440 01.00430 F800	30A 40A 50A 60A 70A 80A	03.01030 03.01040 03.01050 03.01060 03.01070 03.01080	1500 1500 1500 1500 1500 1500
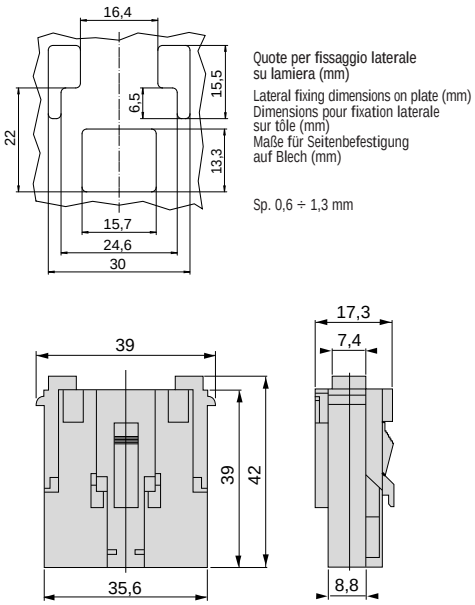	C) **Portafusibile con secondarylock** Fuseholder with secondarylock Portafusible avec secondarylock Sicherungshalter mit secondarylock		**Corpo** Housing Support Gehäuse PA 66 GF25 **Nero** Black Noir Schwarz **Secondarylock** PA 66 GF30	01.00390 03.00390	10 MASTER 50 1500
KIT 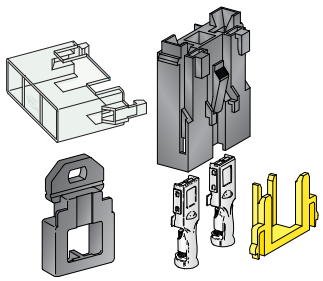	**Kit A+C+Terminali 11.07650+Piastrina** Kit A+C+Terminals 11.07650+Fixing plate Kit A+C+Cosses 11.07650+Plaquette Kit A+C+Kabelshuhe 11.07650+Befestigungfuße			30.01001	1 MASTER 25

DISEGNO DRAWING DESSIN ZEICHNUNG	DESCRIZIONE DESCRIPTION DESCRIPTION BESCHREIBUNG	MATERIALE MATERIAL MATERIEL WERKSTOFF	FISSAGGI E TERMINALI FIXINGS AND TERMINALS FIXAGES ET COSSES BEFESTIGUNG UND KONTAKT.	REF.	PCS
NEW 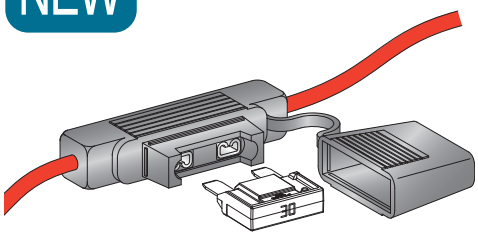	Portafusibile a tenuta stagna c/cavo 10 mm² L=120 mm Waterproof fuseholder with cable 10 mm² L=120 mm Portefusible étanche avec câble 10 mm² L=120 mm Wasserdichter Sicherungshalter mit Kabel 10 mm² L=120 mm	-	-	01.00337	1

DISEGNO DRAWING DESSIN ZEICHNUNG	DESCRIZIONE DESCRIPTION DESCRIPTION BESCHREIBUNG	MATERIALE MATERIAL MATERIEL WERKSTOFF	TERMINALI TERMINALS COSSES KONTAKTTEILE	REF.	PCS
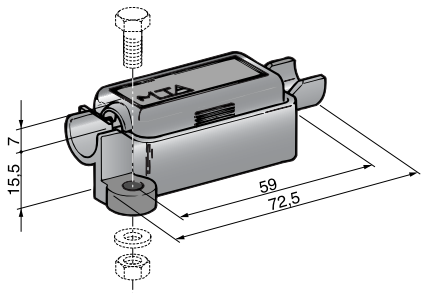 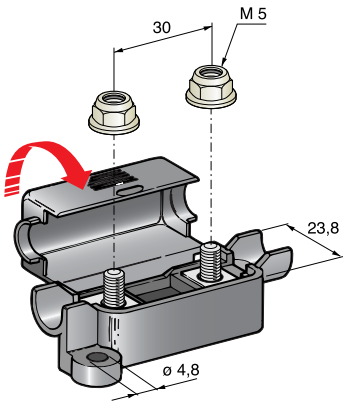	**Portafusibile fissaggio a vite** Fuseholder with screw fixing Portefusible avec fixage à vis Sicherungshalter mit Schrauben Befestigung ATTENTION: **Aggraffare cavo 16 mm² max** Crimp a 16 mm² cable maximum Sertir un câble de 16 mm² max Maximaler Kabeldurchmesser beim Crimpen 16 mm²	PA 66 **Nero** Black Noir Schwarz	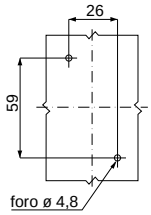 MIDI 	01.00360 03.00360	5 MASTER 75 100
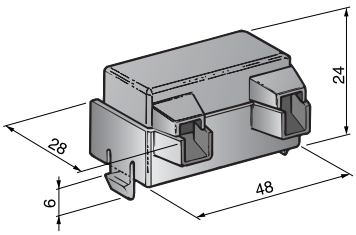 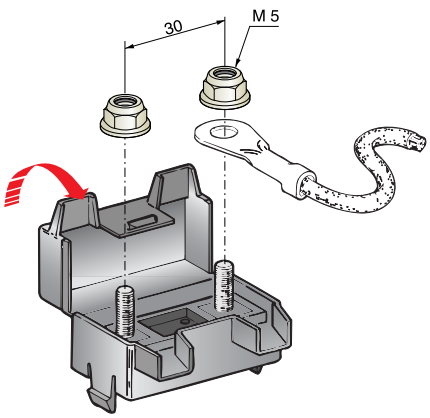	**Portafusibile fissaggio a pressione** Fuseholder with pression fixing Portefusible avec fixage à pression Sicherungshalter mit druck Befestigung *Senza dadi *Without nuts *Sans écrous *Ohne Schraubenmuttern	PA 66 **Nero** Black Noir Schwarz	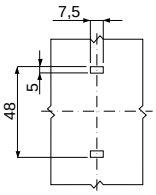	01.00370 03.00370*	5 100

PORTAFUSIBILI/RELE' 1 VIA
1 WAY FUSE/RELAY HOLDERS - PORTEFUSIBLES/RELAIS 1 VOIE - SICHERUNGS/RELAIS HALTER 1 FACH

DISEGNO DRAWING DESSIN ZEICHNUNG	DESCRIZIONE DESCRIPTION DESCRIPTION BESCHREIBUNG	MATERIALE MATERIAL MATERIEL WERKSTOFF	FISSAGGI E TERMINALI FIXINGS AND TERMINALS FIXAGES ET COSSES BEFESTIGUNG UND KONTAKT.	REF.	PCS
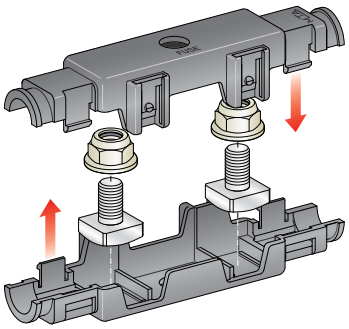	**Portafusibile con viti e dadi** Fuseholder with screws and nuts Portefusibe avec vis et écrou Sicherungshalter mit Schrauben und Muttern	PA 66 GF30 **Nero** Black Noir Schwarz	03.00395  MEGA L34 	03.00380	50
KIT 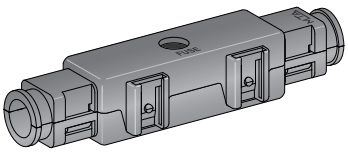	**Kit portafusibile + viti, dadi e terminali** Kit kuseholder + screws, nuts and terminals Kit portefusibe + vis, écrou et cosses Kit Sicherungshalter + Schrauben, Muttern u. Kabelschuhe	PA 66 GF30 **Nero** Black Noir Schwarz	03.00395 	01.00380	1 MASTER 10

SCHEMA DI MONTAGGIO
Mounting example - Example de montage - Beispiel der Steckmöglichkeiten

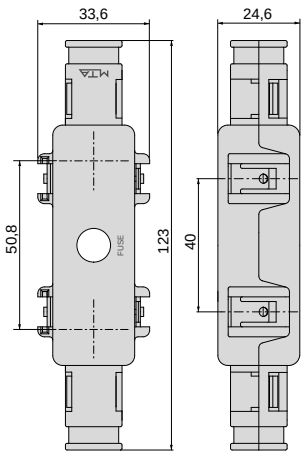

Quote per fissaggio laterale su lamiera (mm)
Lateral fixing dimensions on plate (mm)
Dimensions pour fixation laterale sur tôle (mm)
Maße für Seitenbefestigung auf Blech (mm)

Sp. 1,2 mm

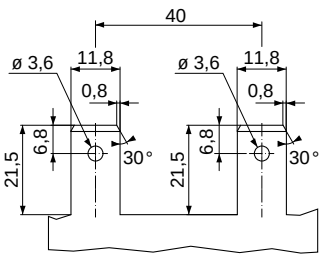

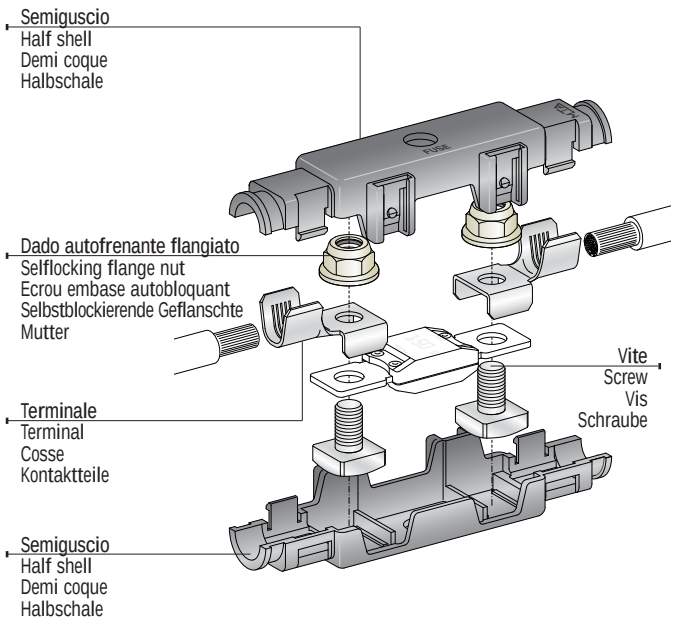

DISEGNO DRAWING DESSIN ZEICHNUNG	DESCRIZIONE DESCRIPTION DESCRIPTION BESCHREIBUNG	COLORE COLOUR COULEUR FARBE	CAVO CABLE CÂBLE KABEL mm²	REF.	PCS
Chiusura a baionetta Bayonet closing Fermeture a baïonnette Bajonettverschluß 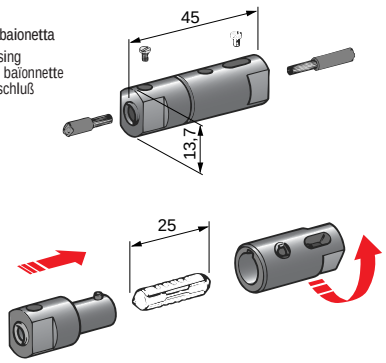	Con fusibile cilindrico nero 8A With continental fuse black 8A Avec fusible noir 8A Mit Torpedosicherung schwarz 8A	Nero Black Noir Schwarz	0.25÷2	01.00300 03.00300	25 1000
	Con fusibile cilindrico verde 16A With continental fuse green 16A Avec fusible vert 16A Mit Torpedosicherung grün 16A			03.50002	1000
	Senza fusibile Without fuse Sans fusible Ohne Sicherung			03.00301	1000
Chiusura a baionetta Bayonet closing Fermeture a baïonnette Bajonettverschluß 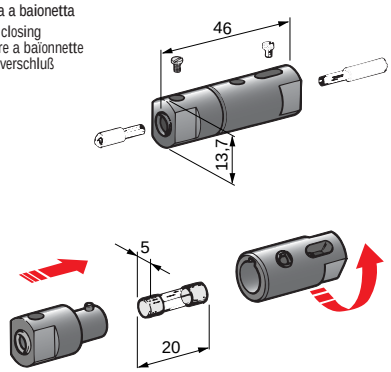	Con fusibile in vetro With glass fuse Avec fusible en verre Mit Glassicherung 2A - 5x20 mm	Nero Black Noir Schwarz	0.25÷2	01.00306 03.00306	25 1000
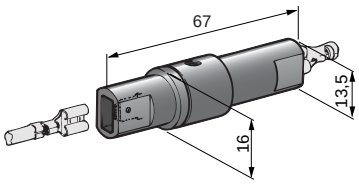 Chiusura a baionetta Bayonet closing Fermeture a baïonnette Bajonettverschluß 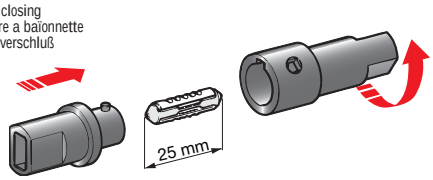	Con fusibile cilindrico nero 8A With continental fuse 8A black Avec fusible 8A noir Mit Torpedosicherung 8A schwarz	Nero Black Noir Schwarz	Connessione maschio Male connection Connesion males Anschluß 6.3 mm	01.00303	25
	Con fusibile cilindrico marrone 25A With continental fuse 25A brown Avec fusible 25A marron Mit Torpedosicherung 25A braun			01.00308	25
	Senza fusibile Without fuse Sans fusible Ohne Sicherung			03.00305	500
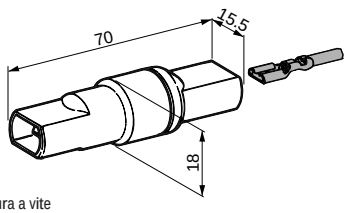 Chiusura a vite Screw closing Fermeture a vis Schraubverschluß 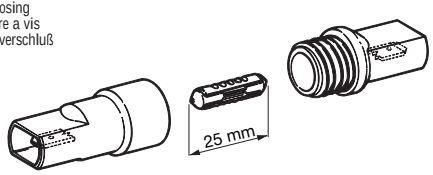	Con fusibile cilindrico nero 8A With continental fuse 8A black Avec fusible 8A noir Mit Torpedosicherung 8A schwarz	Bianco White Blanc Weiß	Connessione maschio Male connection Connesion males Anschluß 6.3 mm	01.00304	25

PORTAFUSIBILI/RELE' 1 VIA
1 WAY FUSE/RELAY HOLDERS - PORTEFUSIBLES/RELAIS 1 VOIE - SICHERUNGS/RELAIS HALTER 1 FACH

DISEGNO DRAWING DESSIN ZEICHNUNG	DESCRIZIONE DESCRIPTION DESCRIPTION BESCHREIBUNG	MATERIALE MATERIAL MATERIEL WERKSTOFF	FISSAGGI E TERMINALI FIXINGS AND TERMINALS FIXAGES ET COSSES BEFESTIGUNG UND KONTAKT.	REF.	PCS
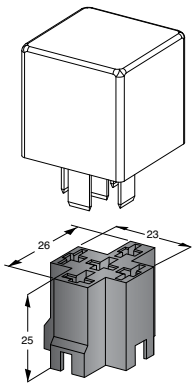	Porta mini relé Mini relay holder Porte mini relais Mini Relais Halter	PA Nero Black Noir Schwarz	FASTON F630	44.10246	50
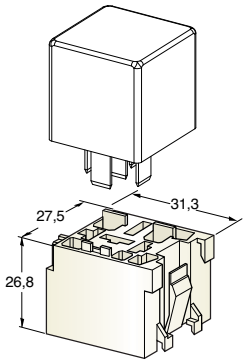	Porta mini relé Mini relay holder Porte mini relais Mini Relais Halter	PA Neutro Neutral Neutre Natur	01.00392 01.00440 01.00430 F630 C/DENTE	44.10245 45.10245	20 500
KIT 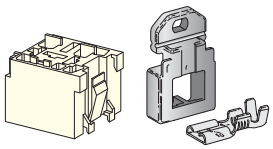	Kit Portarelay+Terminali+Piastrina Kit Relay holder+Terminals+Fixing plate Kit Porte relais+Cosses+Plaquette Kit Halter+Kabelschuhe+Befestigungfuße			30.50135	1
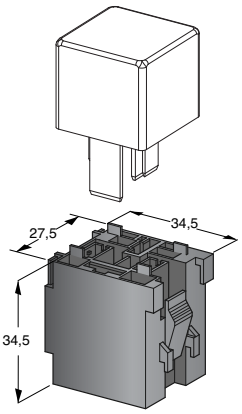	Porta maxi relé Maxi relay holder Porte maxi relais Maxi Relais Halter	PA Nero Black Noir Schwarz	01.00392 01.00440 01.00430 ANTISF F630 FASTON F950 C/DENTE	44.10247 45.10247	20 250
KIT 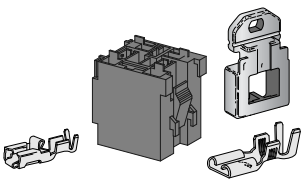	Kit Portarelay+Terminali+Piastrina Kit Relay holder+Terminals+Fixing plate Kit Porte relais+Cosses+Plaquette Kit Halter+Kabelschuhe+Befestigungfuße			30.50136	1

ADATTATORI E PIASTRINE FISSAGGIO

Adaptors and Fixing Plates
Adaptateurs et Plaques de Fixage
Passtücke und Anbauplatten

DISEGNO DRAWING DESSIN ZEICHNUNG	DESCRIZIONE DESCRIPTION DESCRIPTION BESCHREIBUNG	MATERIALE MATERIAL MATERIEL WERKSTOFF	FISSAGGI E TERMINALI FIXINGS AND TERMINALS FIXAGES ET COSSES BEFESTIGUNG UND KONTAKT.	REF.	PCS
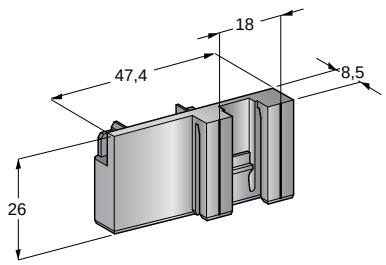	-	PA 66 GF25 Nero Black Noir Schwarz	-	03.00851	1000
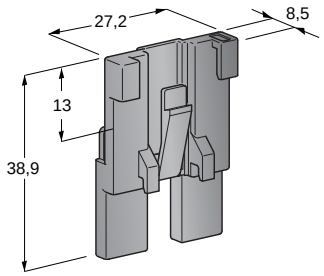	-	PA 66 GF25 Nero Black Noir Schwarz	-	03.00856	1500
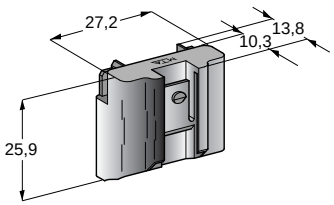	-	PA 66 GF25 Nero Black Noir Schwarz	-	03.00848	400
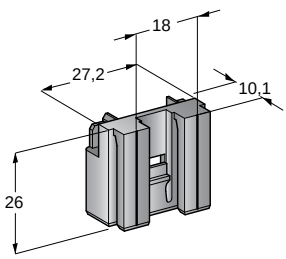	-	PA 66 GF25 Nero Black Noir Schwarz	-	03.00949	1500

DISEGNO DRAWING DESSIN ZEICHNUNG	DESCRIZIONE DESCRIPTION DESCRIPTION BESCHREIBUNG	MATERIALE MATERIAL MATERIEL WERKSTOFF	FISSAGGI E TERMINALI FIXINGS AND TERMINALS FIXAGES ET COSSES BEFESTIGUNG UND KONTAKT.	REF.	PCS
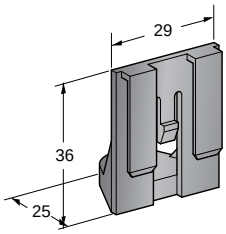	Staffa maschio Mounting bracket (male) Bride male Befestigungsfuß (männlich)	PA 66 Nero Black Noir Schwarz	-	03.00690	100
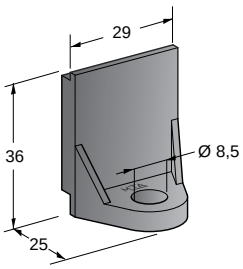	Staffa femmina Mounting bracket (female) Bride femelle Befestigungsfuß (weiblich)	PA 66 Nero Black Noir Schwarz	-	03.00691	100
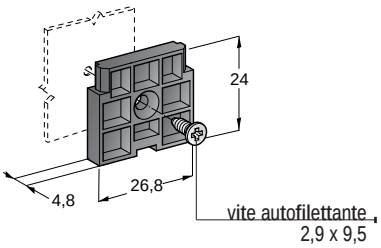	Fissaggio con 1 vite Fixing with 1 screw Fixage avec 1 vis Fixierung mit 1 Schraube	PP 40% TALCO Nero Black Noir Schwarz	-	01.00352 03.00352	25 MASTER 250 1000
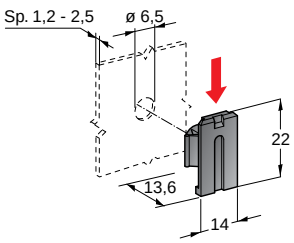	Fissaggio a pressione Pressure fixing Fixage a pression Durch Anpressung	PA 66 Nero Black Noir Schwarz	-	03.00395	100

ADATTATORI & PIASTRINE FISSAGGIO
ADAPTORS & FIXING PLATES - ADAPTATEURS & PLAQUES DE FIXAGE - PASSTÜCKE & ANBAUPLATTEN

DISEGNO DRAWING DESSIN ZEICHNUNG	DESCRIZIONE DESCRIPTION DESCRIPTION BESCHREIBUNG	MATERIALE MATERIAL MATERIEL WERKSTOFF	FISSAGGI E TERMINALI FIXINGS AND TERMINALS FIXAGES ET COSSES BEFESTIGUNG UND KONTAKT.	REF.	PCS
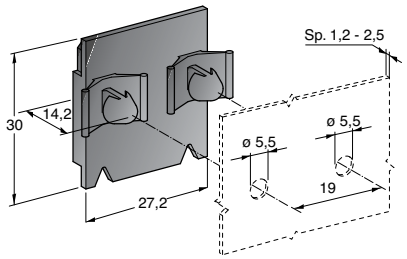	Fissaggio a pressione Pressure fixing Fixage a pression Durch Anpressung	PA 66 Nero Black Noir Schwarz	-	01.00392 03.00392	10 MASTER 100 1000
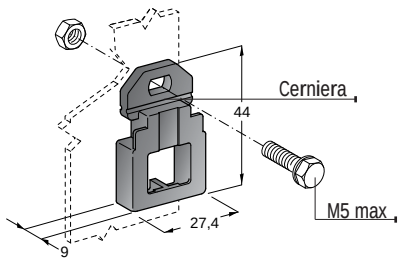	Fissaggio con 1 vite Fixing with 1 screw Fixage avec 1 vis Fixierung mit 1 Schraube	PA 66 Nero Black Noir Schwarz	-	01.00430 03.00430	10 MASTER 100 1000
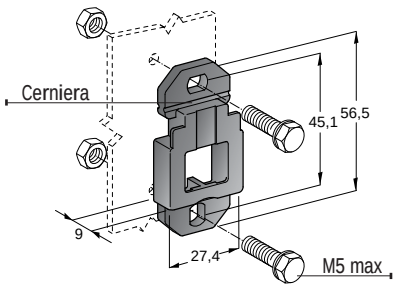	Fissaggio con 2 viti Fixing with 2 screws Fixage avec 2 vis Fixierung mit 2 Schrauben	PA 66 Nero Black Noir Schwarz	-	01.00440 03.00440	10 MASTER 100 250
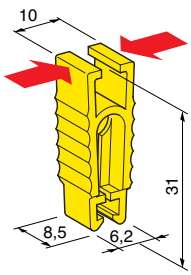	Pinza estrazione fusibili Extractor for fuses Extracteur pour fusibles Ausziehzange für Sicherungen	PP Giallo Yellow Jaune Gelb	MINIVAL  UNIVAL  MAXIVAL 	01.00358 03.00358	25 MASTER 250 3000

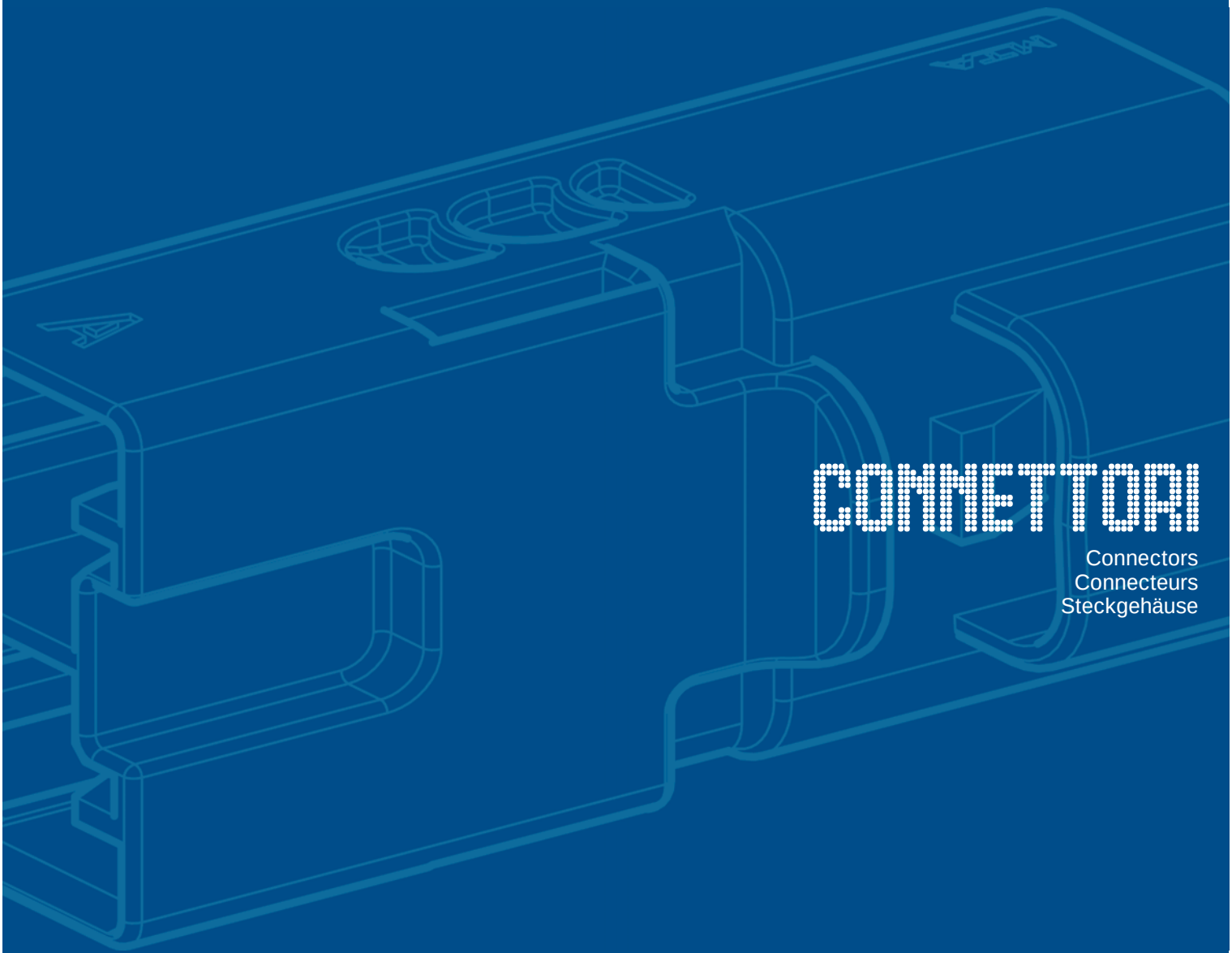

CONNETTORI

Connectors
Connecteurs
Steckgehäuse

DISEGNO DRAWING DESSIN ZEICHNUNG	N. VIE N° WAYS N° VOIES N° POLIG	MATERIALE MATERIAL MATERIEL WERKSTOFF	TERMINALI TERMINALS COSSES KABELSCHUHE	SECONDARYLOCK CPA	FISSAGGI FIXINGS FIXAGES BEFESTIGUNG	REF.	PCS
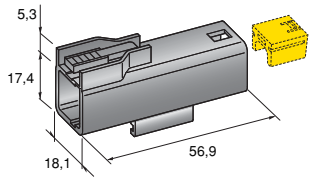	1	PA 66 GF25 Nero Black Noir Schwarz	M800 	-		44.40200 45.40200	20 2400
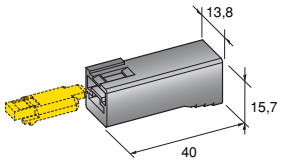	1	PA 66 GF25 Nero Black Noir Schwarz	F800 	-	-	44.40100 45.40100	20 2400
POLARIZZATO 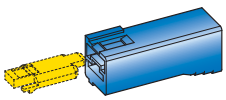	1	PA 66 GF30 Blu Blue Bleu Blau	F800 	-	-	45.40140	2400
POLARIZZATO 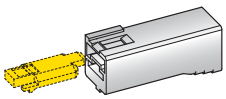	1	PA 66 GF30 Grigio Grey Gris Grau	F800 	-	-	45.40130	2400
CPA 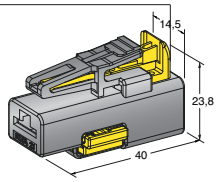	1	PA 66 GF30 Nero Black Noir Schwarz	F800 	-	-	45.40150	350
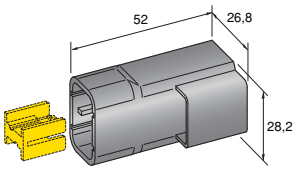	2	PA 66 GF25 Nero Black Noir Schwarz	M800 	-		44.40400 45.40400	10 1200
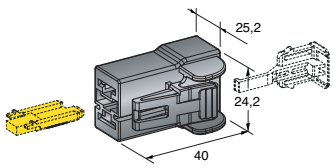	2	PA 66 GF30 Nero Black Noir Schwarz	F800 	CPA 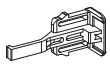	-	44.40300 45.40300	10 1200
CPA 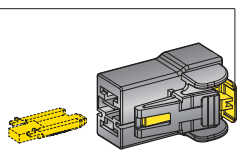	2	PA 66 GF30 Nero Black Noir Schwarz	F800 	-	-	45.40301	1200

DISEGNO DRAWING DESSIN ZEICHNUNG	N. VIE N° WAYS N° VOIES N° POLIG	MATERIALE MATERIAL MATERIEL WERKSTOFF	TERMINALI TERMINALS COSSES KABELSCHUHE	SECONDARYLOCK CPA	FISSAGGI FIXINGS FIXAGES BEFESTIGUNG	REF.	PCS
POLARIZZATO 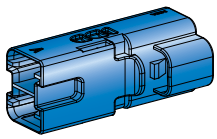	2	PA 66 GF30 **Blu** Blue Bleu Blau	M800 	-		45.40410	1200
POLARIZZATO 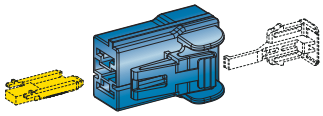	2	PA 66 GF30 **Blu** Blue Bleu Blau	F800 	CPA 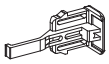	-	44.40310 45.40310	10 1200
POLARIZZATO 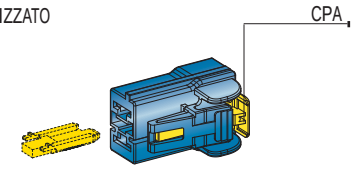	2	PA 66 GF30 **Blu** Blue Bleu Blau	F800 	-	-	45.40311	1200
POLARIZZATO 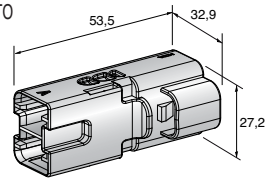	2	PA 66 GF30 **Grigio** Grey Gris Grau	M800 	-		45.40420	1200
POLARIZZATO 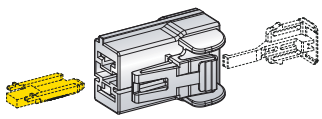	2	PA 66 GF30 **Grigio** Grey Gris Grau	F800 	CPA 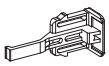	-	44.40340 45.40340	10 1200
POLARIZZATO 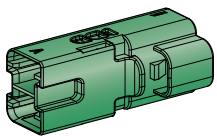	2	PA 66 GF30 **Verde** Green Vert Grün	M800 	-		45.40430	1000
POLARIZZATO 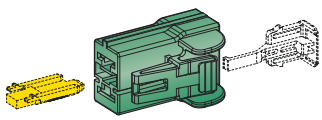	2	PA 66 GF30 **Verde** Green Vert Grün	F800 	CPA 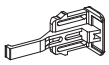	-	45.40320	1200
POLARIZZATO 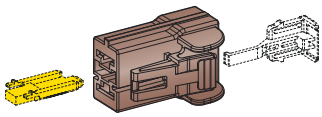	2	PA 66 GF30 **Marrone** Brown Marron Braun	F800 	CPA 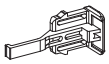	-	45.40330	1200

DISEGNO DRAWING DESSIN ZEICHNUNG	N. VIE N° WAYS N° VOIES N° POLIG	MATERIALE MATERIAL MATERIEL WERKSTOFF	TERMINALI TERMINALS COSSES KABELSCHUHE	SECONDARYLOCK CPA	FISSAGGI FIXINGS FIXAGES BEFESTIGUNG	REF.	PCS
POLARIZZATO 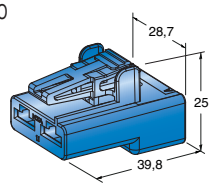	2	PA 66 GF13 **Blu** Blue Bleu Blau	F800 	CPA 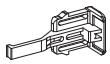	-	45.40500	600
POLARIZZATO 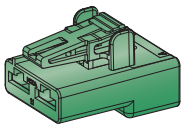	2	PA 66 GF13 **Verde** Green Vert Grün	F800 	CPA 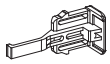	-	45.40501	600
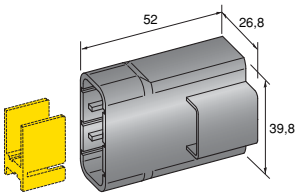	3	PA 66 GF25 **Nero** Black Noir Schwarz	M800 	-		44.40800 45.40800	10 1200
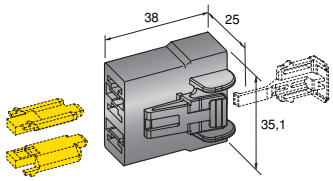	3	PA 66 GF30 **Nero** Black Noir Schwarz	F800 	CPA 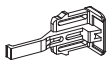	-	44.40700 45.40700	10 1200
POLARIZZATO 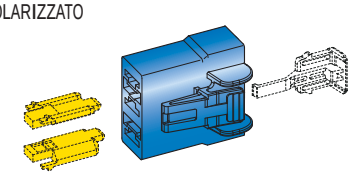	3	PA 66 GF30 **Blu** Blue Bleu Blau	F800 	CPA 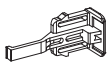	-	45.40710	1200
POLARIZZATO 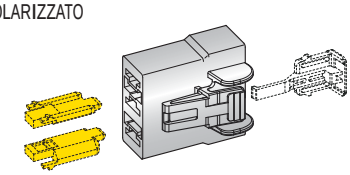	3	PA 66 GF30 **Grigio** Grey Gris Grau	F800 	CPA 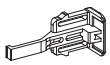	-	45.40730	1200
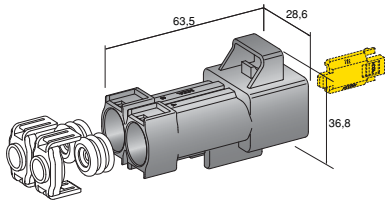	2	PA 66 GF30 **Nero** Black Noir Schwarz	WP M800 	-		44.40901 45.40901	10 1000
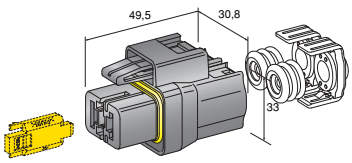	2	PA 66 GF30 **Nero** Black Noir Schwarz	F800 	-	-	44.40900 45.40900	10 1000

DISEGNO DRAWING DESSIN ZEICHNUNG	DESCRIZIONE DESCRIPTION DESCRIPTION BESCHREIBUNG	MATERIALE MATERIAL MATERIEL WERKSTOFF	REF.	PCS
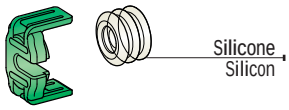	Tappo e tassello Plug and retainer Bouchon et fermeture Stopfen und Verschluss	PA 66 GF30 Verde Green Vert Grün	45.40950	1000
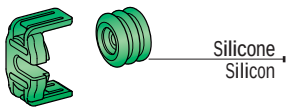	Guarnizione e tassello per cavi Gasket and retainer for cables Garniture et fermeture pour câbles Dichtung und Verschluss für Kabeln 1,5÷2,5 mm²	PA 66 GF30 Verde Green Vert Grün	45.40905	1000
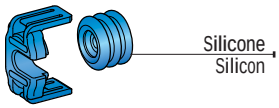	Guarnizione e tassello per cavi Gasket and retainer for cables Garniture et fermeture pour câbles Dichtung und Verschluss für Kabeln 4÷6 mm²	PA 66 GF30 Blu Blue Bleu Blau	44.40906 45.40906	25 1000
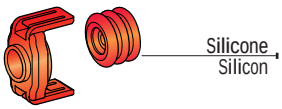	Guarnizione e tassello per cavi Gasket and retainer for cables Garniture et fermeture pour câbles Dichtung und Verschluss für Kabeln 8 mm²	PA 66 GF30 Rosso Red Rouge Rot	44.40908 45.40908	25 1000
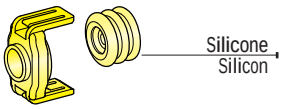	Guarnizione e tassello per cavi Gasket and retainer for cables Garniture et fermeture pour câbles Dichtung und Verschluss für Kabeln 10 mm²	PA 66 GF30 Giallo Yellow Jaune Gelb	44.40904 45.40904	25 1000

DISEGNO DRAWING DESSIN ZEICHNUNG	N. VIE N° WAYS N° VOIES N° POLIG	MATERIALE MATERIAL MATERIEL WERKSTOFF	TERMINALI TERMINALS COSSES KABELSCHUHE	SECONDARYLOCK CPA	FISSAGGI FIXINGS FIXAGES BEEFESTIGUNG	REF.	PCS
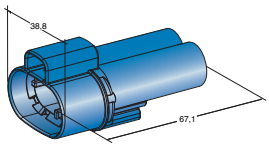	2	PA 66 GF30 **Blu** Blue Bleu Blau	WP M800 W/SEAL 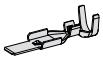	-		45.40210	600
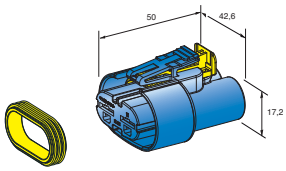	2	PA 66 GF30 **Blu** Blue Bleu Blau	WP F800 W/SEAL 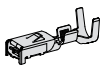	-	-	45.40110	600
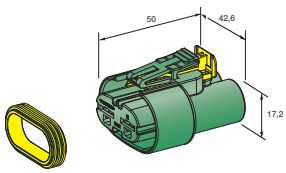	2	PA 66 GF30 **Verde** Green Vert Grün	WP F800 W/SEAL 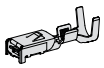	-	-	45.40111	600

DISEGNO DRAWING DESSIN ZEICHNUNG	DESCRIZIONE DESCRIPTION DESCRIPTION BESCHREIBUNG	MATERIALE MATERIAL MATERIEL WERKSTOFF	REF.	PCS
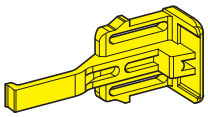	CPA Connection Position Assurance	PA 66 GF30 Giallo Yellow Jaune Gelb	45.45300	2400

DISEGNO DRAWING DESSIN ZEICHNUNG	N. VIE N° WAYS N° VOIES N° POLIG	MATERIALE MATERIAL MATERIEL WERKSTOFF	TERMINALI TERMINALS COSSES KABELSCHUHE	INGOMBRI DIMENSION DIMENSION MAße	REF.	PCS
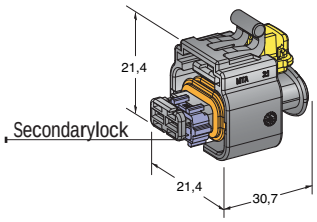	2	PA 66 GF30 Nero Black Noir Schwarz Guarnizione in Silicone Silicon Gasket Garniture en Silicon Silikon Dichtung	BDK BSK 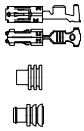	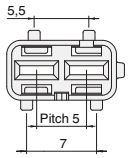 (mm)	45.10801	2500
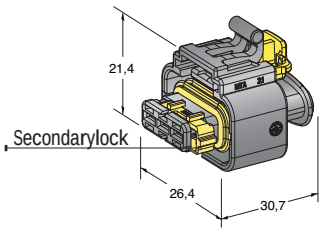	3	PA 66 GF30 Nero Black Noir Schwarz Guarnizione in Silicone Silicon Gasket Garniture en Silicon Silikon Dichtung		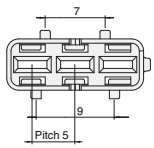 (mm)	45.10810	2500
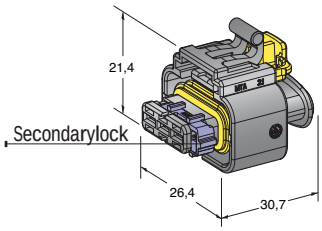	3	PA 66 GF30 Nero Black Noir Schwarz Guarnizione in Silicone Silicon Gasket Garniture en Silicon Silikon Dichtung		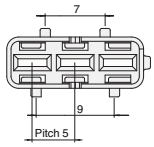 (mm)	45.10811	2500
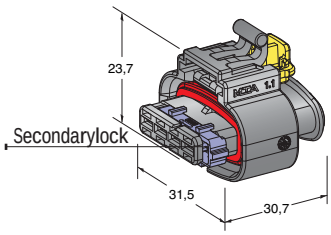	4	PA 66 GF30 Nero Black Noir Schwarz Guarnizione in Silicone Silicon Gasket Garniture en Silicon Silikon Dichtung		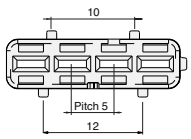 (mm)	45.10821	2500
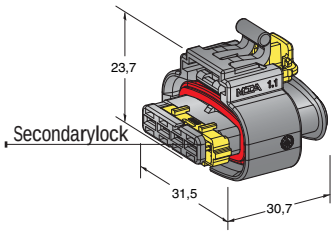	4	PA 66 GF30 Nero Black Noir Schwarz Guarnizione in Silicone Silicon Gasket Garniture en Silicon Silikon Dichtung		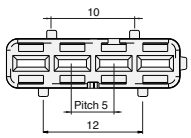 (mm)	45.10820	2500

DISEGNO DRAWING DESSIN ZEICHNUNG	N. VIE N° WAYS N° VOIES N° POLIG	DESCRIZIONE DESCRIPTION DESCRIPTION BESCHREIBUNG	MATERIALE MATERIAL MATERIEL WERKSTOFF	APPLICAZIONI APPLICATIONS APPLICATIONS ANWENDUNGEN	REF.	PCS
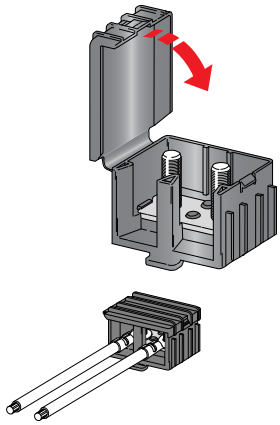	2	Nodo di derivazione M88 Branch knot M88 Noeud de derivation M88 Verteiler M88	PA 66 Nero Black Noir Schwarz	-	44.41100 45.41100	1 100
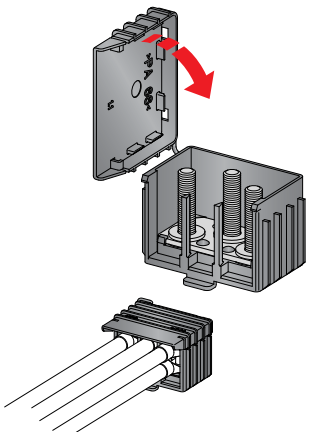	3	Nodo di derivazione M888 Branch knot M888 Noeud de derivation M888 Verteiler M888	PA 66 Nero Black Noir Schwarz	-	44.41200 45.41200	1 130

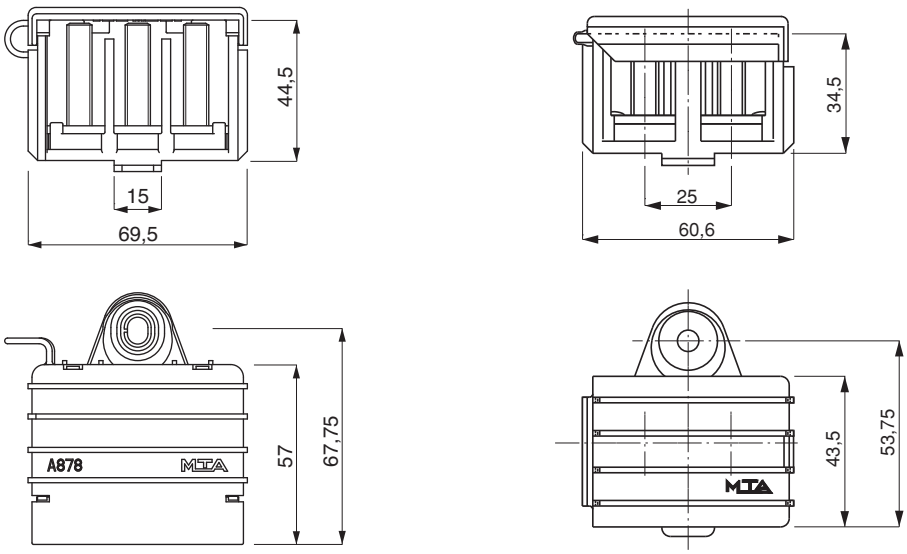

DISEGNO DRAWING DESSIN ZEICHNUNG	N. VIE N° WAYS N° VOIES N° POLIG	DESCRIZIONE DESCRIPTION DESCRIPTION BESCHREIBUNG	MATERIALE MATERIAL MATERIEL WERKSTOFF	APPLICAZIONI APPLICATIONS APPLICATIONS ANWENDUNGEN	REF.	PCS
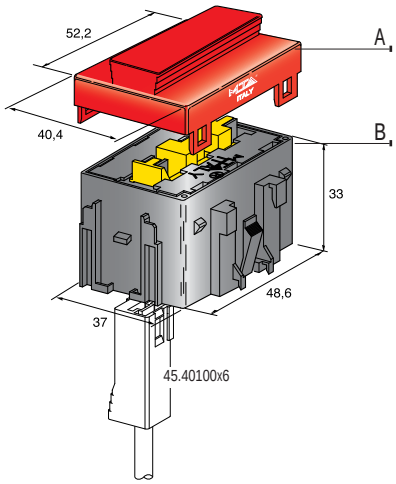	6	A) Coperchio di protezione Protection cover Couvercle de protection Deckel	PA 66 Rosso Red Rouge Rot	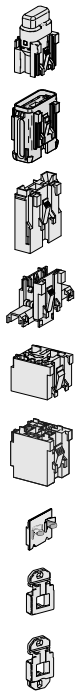	45.40602	200
		B) Corpo con secondarylock e terminale 6 vie Housing with secondarylock and 6 way terminal Corps avec secondarylock et cosse 6 voies Verteiler mit secondarylock u. 6 polig Kabelschuhe	Corpo PA 66 GF25 Nero Black Noir Schwarz Terminale Cu ETP Nichelato Nero Black Noir Schwarz Secondarylock PA 66 GF25 Nero Black Noir Schwarz		45.40601	400
KIT 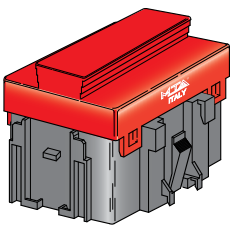	6	KIT A+B	-		44.40600	1

DISEGNO DRAWING DESSIN ZEICHNUNG	N. VIE N° WAYS N° VOIES N° POLIG	DESCRIZIONE DESCRIPTION DESCRIPTION BESCHREIBUNG	MATERIALE MATERIAL MATERIEL WERKSTOFF		TIPOLOGIE DI CONNESSIONE KINDS OF CONNECTIONS TIPOLOGIES DE CONNEXION VERBINDUNGEN TYPEN	REF.	PCS
Terminals Cu 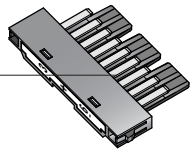	9	Porta terminali maschi For male terminals Pour cosses males Für Flachstecker	PA 66 GF13 Nero Black Noir Schwarz	Coperchio PBT GF20 Bianco White Blanc Weiss	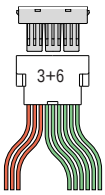	45.51609	2500
Terminals Cu 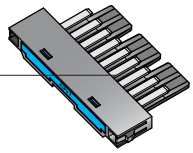	9	Porta terminali maschi For male terminals Pour cosses males Für Flachstecker	PA 66 GF13 Nero Black Noir Schwarz	Coperchio PBT GF20 Blu Blue Bleu Blau	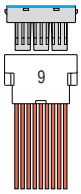	44.10610 45.51610	10 2500
Terminals Cu 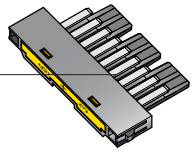	9	Porta terminali maschi For male terminals Pour cosses males Für Flachstecker	PA 66 GF13 Nero Black Noir Schwarz	Coperchio PBT GF20 Giallo Yellow Jaune Gelb	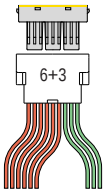	44.10611 45.51611	10 2500
Terminals Cu 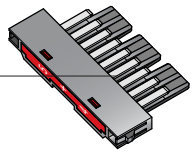	9	Porta terminali maschi For male terminals Pour cosses males Für Flachstecker	PA 66 GF13 Nero Black Noir Schwarz	Coperchio PBT GF20 Rosso Red Rouge Rot	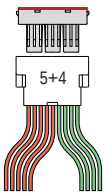	44.10612 45.51612	10 2500
Terminals Cu 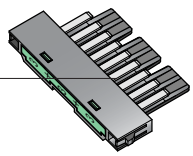	9	Porta terminali maschi For male terminals Pour cosses males Für Flachstecker	PA 66 GF13 Nero Black Noir Schwarz	Coperchio PBT GF20 Verde Green Vert Grün	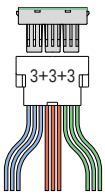	44.10613 45.51613	10 2500
Terminals Cu 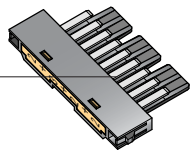	9	Porta terminali maschi For male terminals Pour cosses males Für Flachstecker	PA 66 GF13 Nero Black Noir Schwarz	Coperchio PBT GF20 Beige Beige Beige Beige	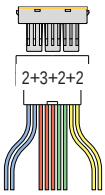	44.10616 45.51616	10 2500

DISEGNO DRAWING DESSIN ZEICHNUNG	N. VIE N° WAYS N° VOIES N° POLIG	DESCRIZIONE DESCRIPTION DESCRIPTION BESCHREIBUNG	MATERIALE MATERIAL MATERIEL WERKSTOFF	TIPOLOGIE DI CONNESSIONE KINDS OF CONNECTIONS TIPOLOGIES DE CONNEXION VERBINDUNGEN TYPEN	REF.	PCS
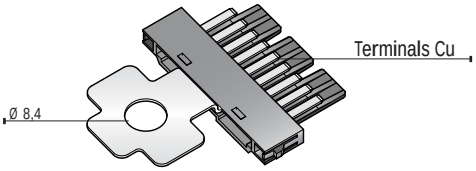	9	Porta terminali maschi di massa For earth male terminals Pour cosses males de masse Für masse Flachstecker	PA 66 GF13 Nero Black Noir Schwarz	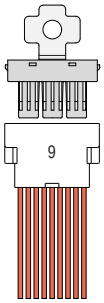	44.10614 45.51614	10 2000
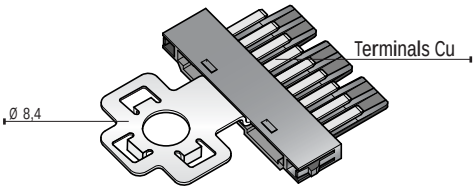	9	TCK 12S Porta terminali maschi di massa For earth male terminals Pour cosses males de masse Für masse Flachstecker	PA 66 GF13 Nero Black Noir Schwarz	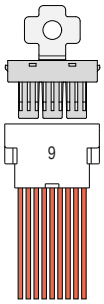	45.51615	2000

SCHEMA DI MONTAGGIO
Mounting example - Example de montage - Beispiel der Steckmöglichkeiten

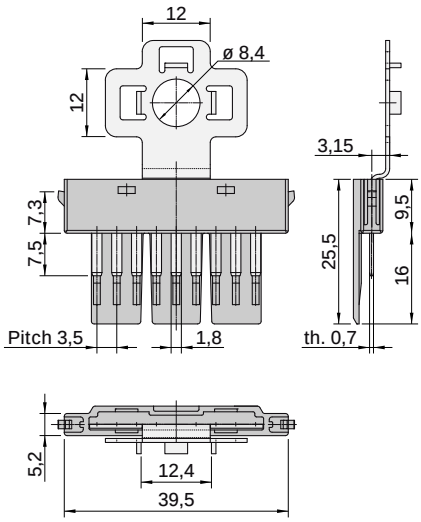

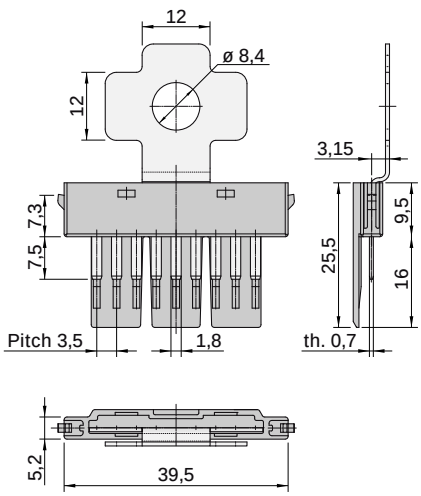

DISEGNO DRAWING DESSIN ZEICHNUNG	N. VIE N° WAYS N° VOIES N° POLIG	DESCRIZIONE DESCRIPTION DESCRIPTION BESCHREIBUNG	MATERIALE MATERIAL MATERIEL WERKSTOFF	TERMINALI TERMINALS COSSES KABELSCHUHE	REF.	PCS
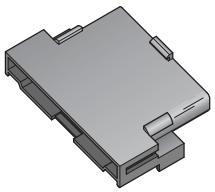	9	Porta terminale femmine Female holder Porte femmelles Flachsteckhülsen	PBT Nero Black Noir Schwarz	070 F150 	44.10605 45.51605	10 2500
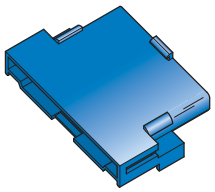	9	Porta terminale femmine Female holder Porte femmelles Flachsteckhülsen	PBT Blu Blue Bleu Blau		45.51606	2500
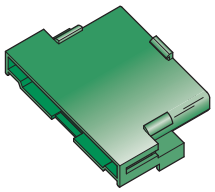	9	Porta terminale femmine Female holder Porte femmelles Flachsteckhülsen	PBT Verde Green Vert Grün		45.51607	2500
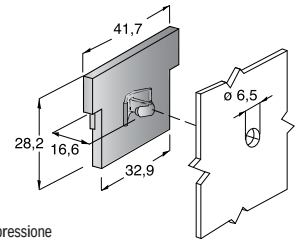 Fissaggio a pressione Pressure fixing Fixage a pression Durch Anpressung		Staffa di fissaggio Fixing plate Plaque de fixage Befestigungsplatte	PA 66 Nero Black Noir Schwarz		03.00397	2000

SCHEMA DI MONTAGGIO

Mounting example - Example de montage - Beispiel der Steckmöglichkeiten

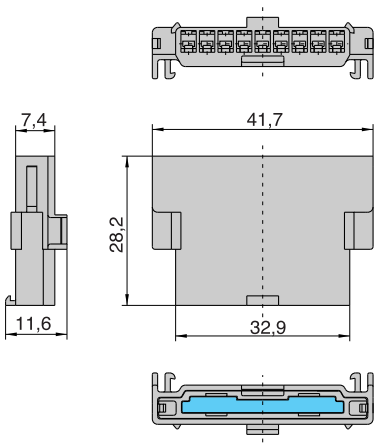

Quote per fissaggio laterale su lamiera (mm)
Lateral fixing dimensions on plate (mm)
Dimensions pour fixation laterale sur tôle (mm)
Maße für Seitenbefestigung auf Blech (mm)

Max sp. 1,2 mm

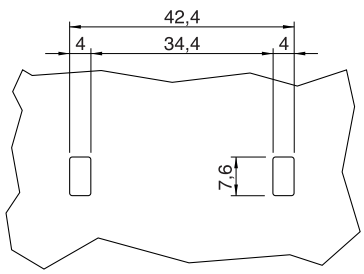

Esempio di aggancio
Assembly example
Example d' assemblage
Beispiel der Steckmöglichkeiten

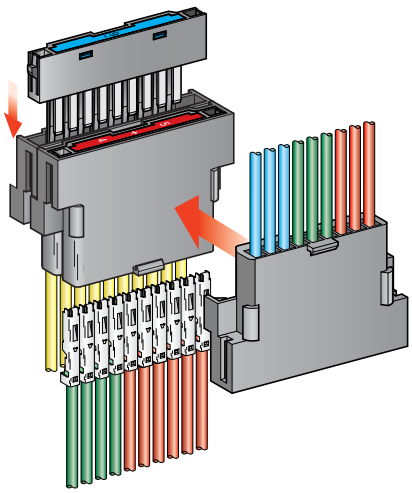

DISEGNO DRAWING DESSIN ZEICHNUNG	N. VIE N° WAYS N° VOIES N° POLIG	DESCRIZIONE DESCRIPTION DESCRIPTION BESCHREIBUNG	MATERIALE MATERIAL MATERIEL WERKSTOFF	TERMINALI TERMINALS COSSES KABELSCHUHE	REF.	PCS
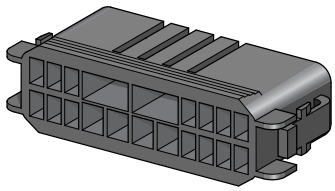	18	Porta terminale femmine Female holder Porte femmelles Für Flachsteckhülsen	PA 66 GF30 Nero Black Noir Schwarz	JPT F280  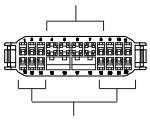 070 NG F150 	44.10120 45.10120	1 1500
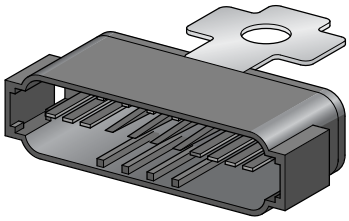	18	Porta terminali maschi di massa For earth male terminals Pour cosses males de masse Für Masse Flachstecker	PA 66 GF30 Nero Black Noir Schwarz	-	44.10125 45.10125	1 1000
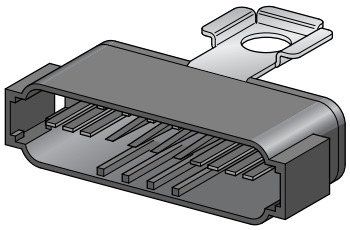	18	TCK 12S Porta terminali maschi di massa For earth male terminals Pour cosses males de masse Für Masse Flachstecker	PA 66 GF30 Nero Black Noir Schwarz	-	45.10135	1000

SCHEMA DI MONTAGGIO

Mounting example - Example de montage - Beispiel der Steckmöglichkeiten

Porta terminali femmine
Female holder
Porte femmelles
Flachsteckhülsen

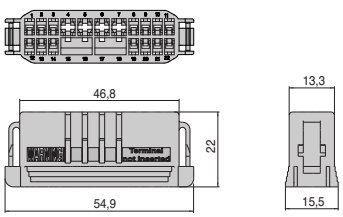

Esempio di aggancio
Assembly example
Example d' assemblage
Beispiel der Steckmöglichkeiten

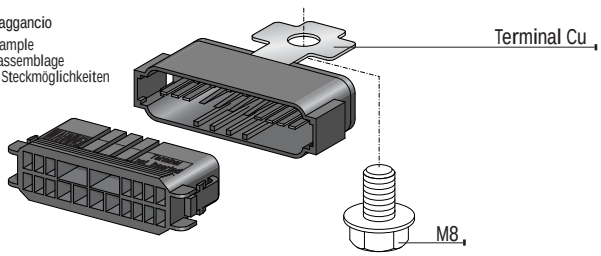

Porta terminali maschi di massa
For earth male terminals
Pour cosses males de masse
FÜr masse flachstecker

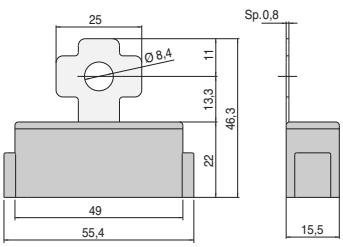

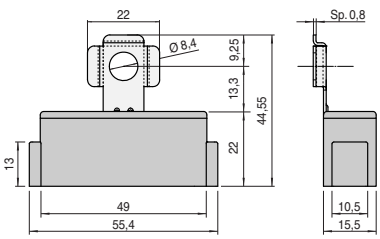

DISEGNO DRAWING DESSIN ZEICHNUNG	N. VIE N° WAYS N° VOIES N° POLIG	DESCRIZIONE DESCRIPTION DESCRIPTION BESCHREIBUNG	MATERIALE MATERIAL MATERIEL WERKSTOFF	TERMINALI TERMINALS COSSES KABELSCHUHE	REF.	PCS
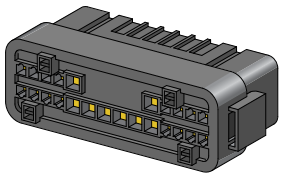	24	Porta terminale femmine WP Female holder WP Porte femmelles WP Für Flachsteckhülsen WP Guarnizione Gasket Garniture Dichtung	Corpo PA 66 GF30 Nero Black Noir Schwarz Silicone Silicon	SICMA 2F280  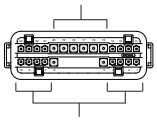 CARALARM F150 	45.10110	600
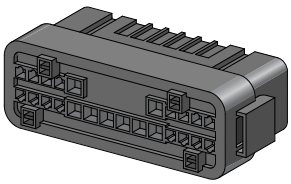	24	Porta terminale femmine Female holder Porte femmelles Für Flachsteckhülsen	PA 66 GF30 Nero Black Noir Schwarz		45.10145	600
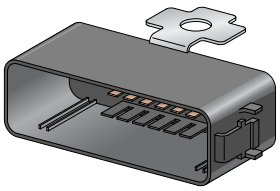	24	Porta terminali maschi di massa For earth male terminals Pour cosses males de masse Für Masse Flachstecker	PA 66 GF30 Nero Black Noir Schwarz	-	45.10115	600
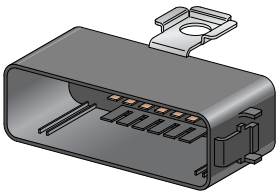	24	TCK 12S Porta terminali maschi di massa For earth male terminals Pour cosses males de masse Für Masse Flachstecker	PA 66 GF30 Nero Black Noir Schwarz	-	45.10130	600

SCHEMA DI MONTAGGIO

Mounting example - Example de montage - Beispiel der Steckmöglichkeiten

Porta terminali femmine
Female holder
Porte femmelles
Flachsteckhülsen

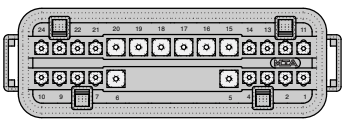

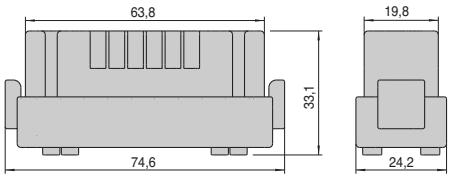

Porta terminali maschi di massa
For earth male terminals
Pour cosses males de masse
FÜr masse flachstecker

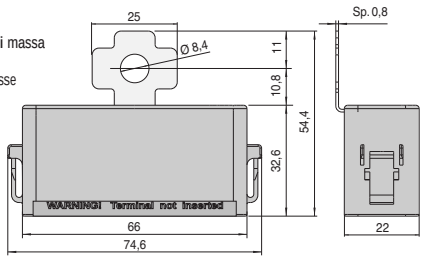

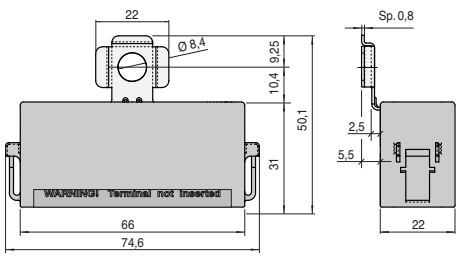

DISEGNO DRAWING DESSIN ZEICHNUNG	N. VIE N° WAYS N° VOIES N° POLIG	DESCRIZIONE DESCRIPTION DESCRIPTION BESCHREIBUNG	MATERIALE MATERIAL MATERIEL WERKSTOFF	TERMINALI TERMINALS COSSES KABELSCHUHE	REF.	PCS	MASTER PCS
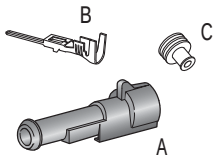	1	Connettore portamaschi Male holder connector Connecteur porte males Gehäuse für Flachstecker	PA 66 Nero Black Noir Schwarz	S-SEAL M150 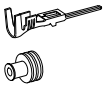	44.23610	10	-
		Kit A+B+C			30.50123	1	10
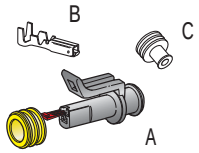	1	Connettore portafemmine Female holder connector Connecteur porte femelles Gehäuse für Flachsteckhülsen	PA 66 Nero Black Noir Schwarz	S-SEAL F150 	44.23620	10	-
		Kit A+B+C			30.50124	1	10
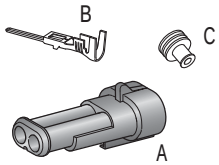	2	Connettore portamaschi Male holder connector Connecteur porte males Gehäuse für Flachstecker	PA 66 Nero Black Noir Schwarz	S-SEAL M150 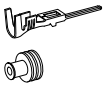	44.23630	10	-
		Kit A+B+C			30.50125	1	10
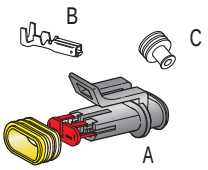	2	Connettore portafemmine Female holder connector Connecteur porte femelles Gehäuse für Flachsteckhülsen	PA 66 Nero Black Noir Schwarz	S-SEAL F150 	44.23640	10	-
		Kit A+B+C			30.50126	1	10
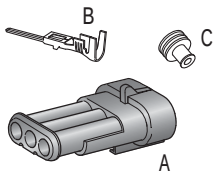	3	Connettore portamaschi Male holder connector Connecteur porte males Gehäuse für Flachstecker	PA 66 Nero Black Noir Schwarz	S-SEAL M150 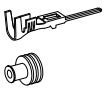	44.23650	10	-
		Kit A+B+C			30.50127	1	10
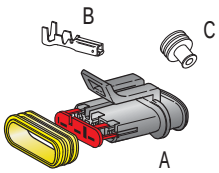	3	Connettore portafemmine Female holder connector Connecteur porte femelles Gehäuse für Flachsteckhülsen	PA 66 Nero Black Noir Schwarz	S-SEAL F150 	44.23660	10	-
		Kit A+B+C			30.50128	1	10
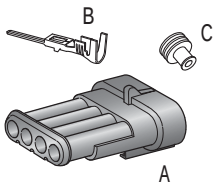	4	Connettore portamaschi Male holder connector Connecteur porte males Gehäuse für Flachstecker	PA 66 Nero Black Noir Schwarz	S-SEAL M150 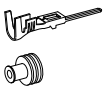	44.23670	10	-
		Kit A+B+C			30.50129	1	10
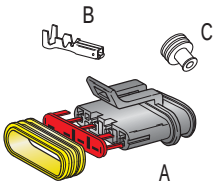	4	Connettore portafemmine Female holder connector Connecteur porte femelles Gehäuse für Flachsteckhülsen	PA 66 Nero Black Noir Schwarz	S-SEAL F150 	44.23680	10	-
		Kit A+B+C			30.50130	1	10

DISEGNO DRAWING DESSIN ZEICHNUNG	N. VIE N° WAYS N° VOIES N° POLIG	DESCRIZIONE DESCRIPTION DESCRIPTION BESCHREIBUNG	MATERIALE MATERIAL MATERIEL WERKSTOFF	TERMINALI TERMINALS COSSES KABELSCHUHE	REF.	PCS	MASTER PCS
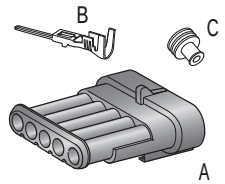	5	Connettore portamaschi Male holder connector Connecteur porte males Gehäuse für Flachstecker	PA 66 Nero Black Noir Schwarz	S-SEAL M150 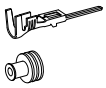	44.23690	10	-
		Kit A+B+C			30.50131	1	10
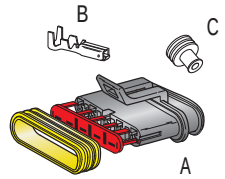	5	Connettore portafemmine Female holder connector Connecteur porte femelles Gehäuse für Flachsteckhülsen	PA 66 Nero Black Noir Schwarz	S-SEAL F150 	44.23700	10	-
		Kit A+B+C			30.50132	1	10
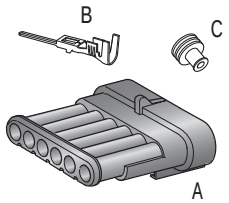	6	Connettore portamaschi Male holder connector Connecteur porte males Gehäuse für Flachstecker	PA 66 Nero Black Noir Schwarz	S-SEAL M150 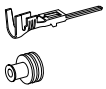	44.23710	10	-
		Kit A+B+C			30.50133	1	10
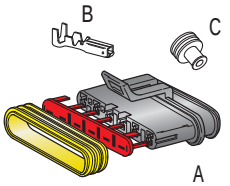	6	Connettore portafemmine Female holder connector Connecteur porte femelles Gehäuse für Flachsteckhülsen	PA 66 Nero Black Noir Schwarz	S-SEAL F150 	44.23720	10	-
		Kit A+B+C			30.50134	1	10
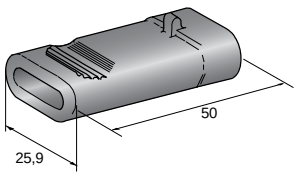	3	Tappo diagnostica	PA 66 Nero Black Noir Schwarz	44.23660 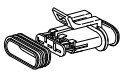	44.23355	5	-

DISEGNO DRAWING DESSIN ZEICHNUNG	N. VIE N° WAYS N° VOIES N° POLIG	DESCRIZIONE DESCRIPTION DESCRIPTION BESCHREIBUNG	MATERIALE MATERIAL MATERIEL WERKSTOFF	TERMINALI TERMINALS COSSES KABELSCHUHE	REF.	PCS
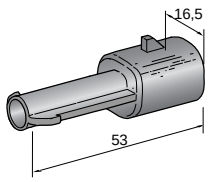	1	Connettore portamaschi Male holder connector Connecteur porte males Gehäuse für Flachstecker	PA 66 Nero Black Noir Schwarz	METRIPACK M280 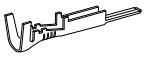	44.23520	5
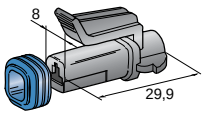	1	Connettore portafemmine Female holder connector Connecteur porte femelles Gehäuse für Flachsteckhülsen	PA 66 Nero Black Noir Schwarz	METRIPACK F280 	44.23510	5
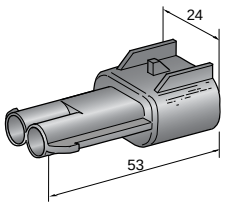	2	Connettore portamaschi Male holder connector Connecteur porte males Gehäuse für Flachstecker	PA 66 Nero Black Noir Schwarz	METRIPACK M280 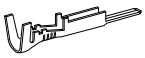	44.23540	5
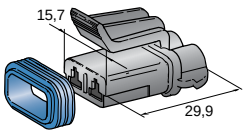	2	Connettore portafemmine Female holder connector Connecteur porte femelles Gehäuse für Flachsteckhülsen	PA 66 Nero Black Noir Schwarz	METRIPACK F280 	44.23530	5
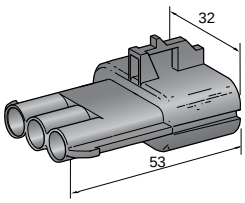	3	Connettore portamaschi Male holder connector Connecteur porte males Gehäuse für Flachstecker	PA 66 Nero Black Noir Schwarz	METRIPACK M280 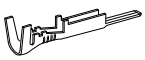	44.23560	5
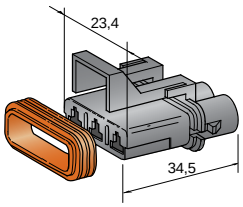	3	Connettore portafemmine Female holder connector Connecteur porte femelles Gehäuse für Flachsteckhülsen	PA 66 Nero Black Noir Schwarz	METRIPACK F280 	44.23550	5

DISEGNO DRAWING DESSIN ZEICHNUNG	N. VIE N° WAYS N° VOIES N° POLIG	DESCRIZIONE DESCRIPTION DESCRIPTION BESCHREIBUNG	MATERIALE MATERIAL MATERIEL WERKSTOFF	SEZIONE CAVO CABLE SECTION SECTION DU CÂBLE KABEL QUERSCHNITT mm^2	SPESSORE THICKNESS EPAISSEUR STÄRKE mm	REF.	PCS
KIT 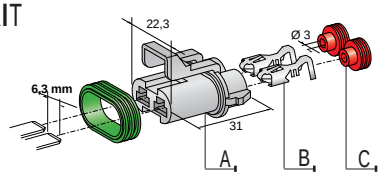	2	KIT A+B+C	A) PA 66 Grigio Grey Gris Grau B) CuSn - Sn C) Silicon	1.0÷2.0	0.35	44.33800	1

DISEGNO DRAWING DESSIN ZEICHNUNG	N. VIE N° WAYS N° VOIES N° POLIG	DESCRIZIONE DESCRIPTION DESCRIPTION BESCHREIBUNG	MATERIALE MATERIAL MATERIEL WERKSTOFF	TERMINALI E GOMMINI TERMINALS AND RUBBER ÇOSSES ET BOUCHON KABELSCHUHE GUMMIDICHTUNG	COLORE COLOUR COULEUR FARBE	REF.	PCS
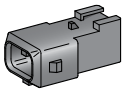	2	Connettore Connector Connecteur Steckgehäuse	PA	JT M280 	Nero Black Noir Schwarz	44.10660	10
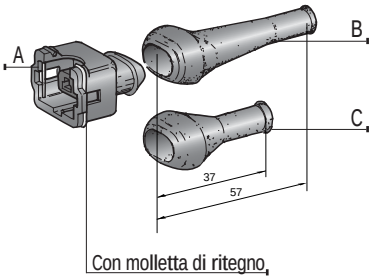	2	A) Connettore Connector Connecteur Steckgehäuse	PA	JT F280 	Nero Black Noir Schwarz	44.20900 45.20900	10 500
		B) Cappuccio Cover Capuchon Gummikappe	Gomma Rubber Caoutchouc Gummi			44.20901 45.20901	10 500
		C) Cappuccio Cover Capuchon Gummikappe	Gomma Rubber Caoutchouc Gummi			44.20902 45.20902	10 500
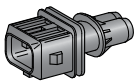	2	Connettore Connector Connecteur Steckgehäuse	PA	JPT WP F280 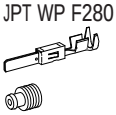	Nero Black Noir Schwarz	44.10661	10
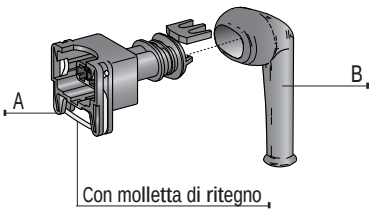	2	A) Connettore Connector Connecteur Steckgehäuse	PA	JPT WP F280 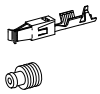	Nero Black Noir Schwarz	44.20910 45.20910	10 500
					Grigio Grey Gris Grau	44.10651	10
					Giallo Yellow Jaune Gelb	44.10652	10
					Blu Blue Bleu Blau	44.10653	10
		B) Cappuccio Cover Capuchon Gummikappe	Gomma Rubber Caoutchouc Gummi		Nero Black Noir Schwarz	44.20911 45.20911	10 500

DISEGNO DRAWING DESSIN ZEICHNUNG	N. VIE N° WAYS N° VOIES N° POLIG	DESCRIZIONE DESCRIPTION DESCRIPTION BESCHREIBUNG	MATERIALE MATERIAL MATERIEL WERKSTOFF	TERMINALI E GOMMINI TERMINALS AND RUBBER ÇOSSES ET BOUCHON KABELSCHUHE GUMMIDICHTUNG	COLORE COLOUR COULEUR FARBE	REF.	PCS
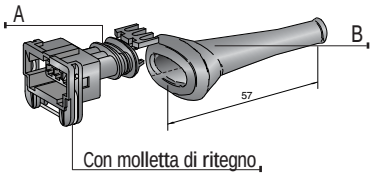	3	A) Connettore Connector Connecteur Steckgehäuse	PA	JPT WP F280 	Nero Black Noir Schwarz	44.20920	10
		B) Cappuccio Cover Capuchon Gummikappe	Gomma Rubber Caoutchouc Gummi			44.20921 45.20921	10 500
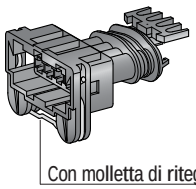	4	Connettore Connector Connecteur Steckgehäuse	PA	JPT WP F280 	Nero Black Noir Schwarz	44.10655	10
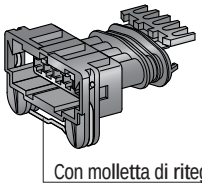	5	Connettore Connector Connecteur Steckgehäuse	PA	JPT WP F280 	Nero Black Noir Schwarz	44.10656	10
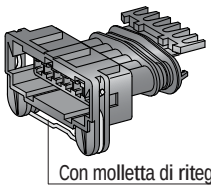	6	Connettore Connector Connecteur Steckgehäuse	PA	JPT WP F280 	Nero Black Noir Schwarz	44.10657	10
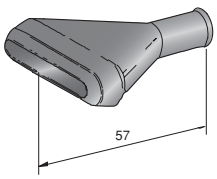	7	Cappuccio Cover Capuchon Gummikappe	Gomma Rubber Caoutchouc Gummi	JT F280 	Nero Black Noir Schwarz	44.20931 45.20931	5 500

DISEGNO DRAWING DESSIN ZEICHNUNG	N. VIE N° WAYS N° VOIES N° POLIG	DESCRIZIONE DESCRIPTION DESCRIPTION BESCHREIBUNG	MATERIALE MATERIAL MATERIEL WERKSTOFF	TERMINALI E GOMMINI TERMINALS AND RUBBER ÇOSSES ET BOUCHON KABELSCHUHE GUMMIDICHTUNG	COLORE COLOUR COULEUR FARBE	REF.	PCS
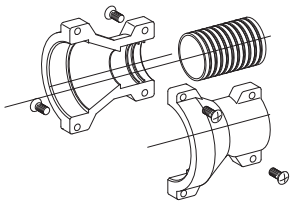	3	Adatattore per connettori Adapter for connectors Adaptateur pour connecteurs Adapter für Steckgehäuse	PA 66 Viti/Screws Steel Ci 4,8 Zinc Plated	-	Nero Black Noir Schwarz	45.51575	500

DISEGNO DRAWING DESSIN ZEICHNUNG	N. VIE N° WAYS N° VOIES N° POLIG	DESCRIZIONE DESCRIPTION DESCRIPTION BESCHREIBUNG	MATERIALE MATERIAL MATERIEL WERKSTOFF	TERMINALI TERMINALS COSSES KABELSCHUHE	REF.	PCS
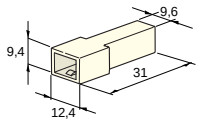	1	Connettore portamaschi Male holder connector Connecteur porte males Gehäuse für Flachstecker	PA Neutro Neutral Neutre Natur	FASTON M630 C/DENTE 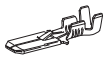	44.10150 45.10150	100 2500
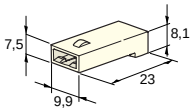	1	Connettore portafemmine Female holder connector Connecteur porte femelles Gehäuse für Flachsteckhülsen	PA Neutro Neutral Neutre Natur	FASTON F630 C/DENTE 	44.10160 45.10160	100 2500
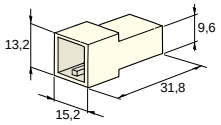	2	Connettore portamaschi Male holder connector Connecteur porte males Gehäuse für Flachstecker	PA Neutro Neutral Neutre Natur	FASTON M630 C/DENTE 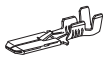	44.10170 45.10170	50 2500
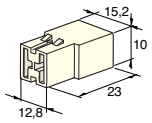	2	Connettore portafemmine Female holder connector Connecteur porte femelles Gehäuse für Flachsteckhülsen	PA Neutro Neutral Neutre Natur	FASTON F630 C/DENTE 	44.10180 45.10180	50 2500
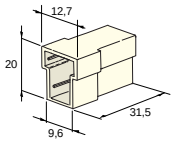	2	Connettore portamaschi Male holder connector Connecteur porte males Gehäuse für Flachstecker	PA Neutro Neutral Neutre Natur	FASTON M630 C/DENTE 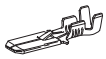	44.10190 45.10190	50 2500
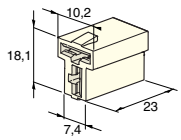	2	Connettore portafemmine Female holder connector Connecteur porte femelles Gehäuse für Flachsteckhülsen	PA Neutro Neutral Neutre Natur	FASTON F630 C/DENTE 	44.10200 45.10200	50 2500
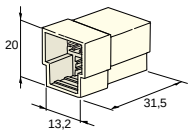	3	Connettore portamaschi Male holder connector Connecteur porte males Gehäuse für Flachstecker	PA Neutro Neutral Neutre Natur	FASTON M630 C/DENTE 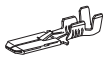	44.10210 45.10210	50 2500
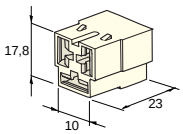	3	Connettore portafemmine Female holder connector Connecteur porte femelles Gehäuse für Flachsteckhülsen	PA Neutro Neutral Neutre Natur	FASTON F630 C/DENTE 	44.10220 45.10220	50 2500
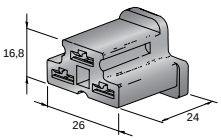	3	Connettore portafemmine Female holder connector Connecteur porte femelles Gehäuse für Flachstecker	PP Nero Black Noir Schwarz	FASTON F630 C/DENTE 	44.10140 45.10140	100 1000
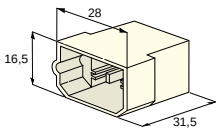	4	Connettore portamaschi Male holder connector Connecteur porte males Gehäuse für Flachstecker	PA Neutro Neutral Neutre Natur	FASTON M630 C/DENTE 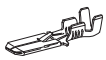	44.10230 45.10230	25 2500
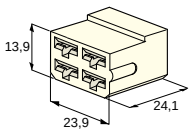	4	Connettore portafemmine Female holder connector Connecteur porte femelles Gehäuse für Flachsteckhülsen	PA Neutro Neutral Neutre Natur	FASTON F630 C/DENTE 	44.10240 45.10240	25 2500
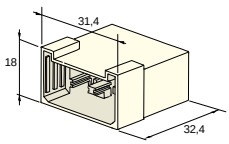	6	Connettore portamaschi Male holder connector Connecteur porte males Gehäuse für Flachstecker	PA Neutro Neutral Neutre Natur	FASTON M630 C/DENTE 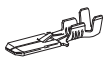	44.10250 45.10250	25 1000

DISEGNO DRAWING DESSIN ZEICHNUNG	N. VIE N° WAYS N° VOIES N° POLIG	DESCRIZIONE DESCRIPTION DESCRIPTION BESCHREIBUNG	MATERIALE MATERIAL MATERIEL WERKSTOFF	TERMINALI TERMINALS COSSES KABELSCHUHE	REF.	PCS
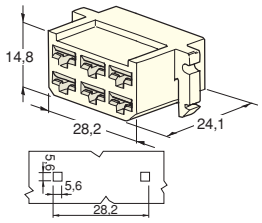	6	**Connettore portafemmine** Female holder connector Connecteur porte femelles Gehäuse für Flachsteckhülsen	PA **Neutro** Neutral Neutre Natur	FASTON F630 C/DENTE 	44.10260 45.10260	25 1000
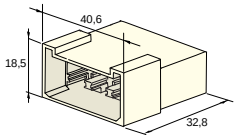	8	**Connettore portamaschi** Male holder connector Connecteur porte males Gehäuse für Flachstecker	PA **Neutro** Neutral Neutre Natur	FASTON M630 C/DENTE 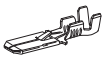	44.10270 45.10270	20 1000
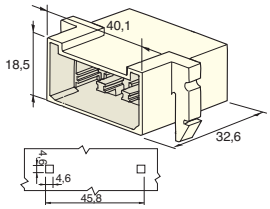	8	**Connettore portamaschi** Male holder connector Connecteur porte males Gehäuse für Flachstecker	PA **Neutro** Neutral Neutre Natur	FASTON M630 C/DENTE 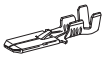	44.10290 45.10290	10 1000
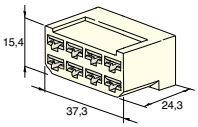	8	**Connettore portafemmine** Female holder connector Connecteur porte femelles Gehäuse für Flachsteckhülsen	PA **Neutro** Neutral Neutre Natur	FASTON F630 C/DENTE 	44.10280 45.10280	20 1000
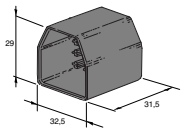	11	**Connettore portamaschi** Male holder connector Connecteur porte males Gehäuse für Flachstecker	PA **Nero** Black Noir Schwarz	FASTON M630 C/DENTE 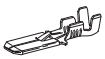	44.10295 45.10295	20 150
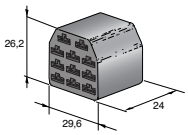	11	**Connettore portafemmine** Female holder connector Connecteur porte femelles Gehäuse für Flachsteckhülsen	PA **Nero** Black Noir Schwarz	FASTON F630 C/DENTE 	44.10296 45.10296	20 250

DISEGNO DRAWING DESSIN ZEICHNUNG	N. VIE N° WAYS N° VOIES N° POLIG	DESCRIZIONE DESCRIPTION DESCRIPTION BESCHREIBUNG	MATERIALE MATERIAL MATERIEL WERKSTOFF	TERMINALI TERMINALS COSSES KABELSCHUHE	REF.	PCS
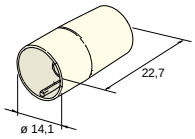	4	Connettore portamaschi Male holder connector Connecteur porte males Gehäuse für Flachstecker	PA Neutro Neutral Neutre Natur	L20 M2,1 	44.10790	10
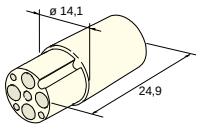	4	Connettore portafemmine Female holder connector Connecteur porte femelles Gehäuse für Flachsteckhülsen	PA Neutro Neutral Neutre Natur	L17 F2 	44.10791	10

DISEGNO DRAWING DESSIN ZEICHNUNG	N. VIE N° WAYS N° VOIES N° POLIG	DESCRIZIONE DESCRIPTION DESCRIPTION BESCHREIBUNG	MATERIALE MATERIAL MATERIEL WERKSTOFF	TERMINALI TERMINALS COSSES KABELSCHUHE	REF.	PCS
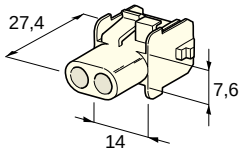	2	Connettore portamaschi/femmine Male/female holder connector Connecteur porte males/femmeles Gehäuse für Flachstecker/hülsen	PA Neutro Neutral Neutre Natur	MATE-N-LOCK F2 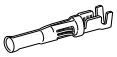 MATE-N-LOCK M2 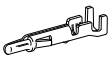	44.26040	10
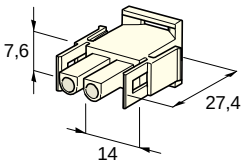	2	Connettore portamaschi/femmine Male/female holder connector Connecteur porte males/femmeles Gehäuse für Flachstecker/hülsen	PA Neutro Neutral Neutre Natur	MATE-N-LOCK F2 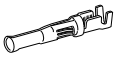 MATE-N-LOCK M2 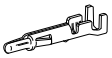	44.26030	10
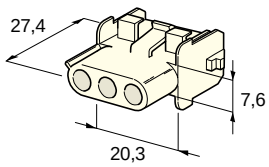	3	Connettore portamaschi/femmine Male/female holder connector Connecteur porte males/femmeles Gehäuse für Flachstecker/hülsen	PA Neutro Neutral Neutre Natur	MATE-N-LOCK F2  MATE-N-LOCK M2 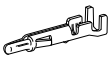	44.26060	10
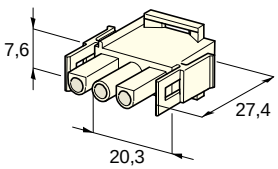	3	Connettore portamaschi/femmine Male/female holder connector Connecteur porte males/femmeles Gehäuse für Flachstecker/hülsen	PA Neutro Neutral Neutre Natur	MATE-N-LOCK F2  MATE-N-LOCK M2 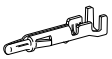	44.26050	10
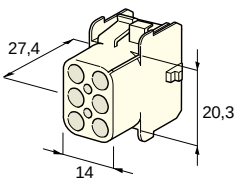	6	Connettore portamaschi/femmine Male/female holder connector Connecteur porte males/femmeles Gehäuse für Flachstecker/hülsen	PA Neutro Neutral Neutre Natur	MATE-N-LOCK F2 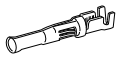 MATE-N-LOCK M2 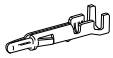	44.26120	10
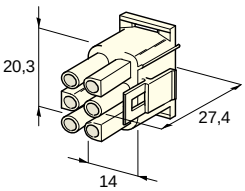	6	Connettore portamaschi/femmine Male/female holder connector Connecteur porte males/femmeles Gehäuse für Flachstecker/hülsen	PA Neutro Neutral Neutre Natur	MATE-N-LOCK F2 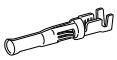 MATE-N-LOCK M2 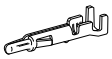	44.26110	10
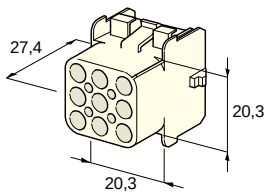	9	Connettore portamaschi/femmine Male/female holder connector Connecteur porte males/femmeles Gehäuse für Flachstecker/hülsen	PA Neutro Neutral Neutre Natur	MATE-N-LOCK F2 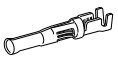 MATE-N-LOCK M2 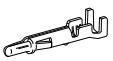	44.26140	10
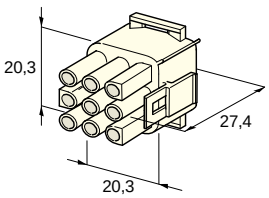	9	Connettore portamaschi/femmine Male/female holder connector Connecteur porte males/femmeles Gehäuse für Flachstecker/hülsen	PA Neutro Neutral Neutre Natur	MATE-N-LOCK F2  MATE-N-LOCK M2 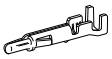	44.26130	10

DISEGNO DRAWING DESSIN ZEICHNUNG	N. VIE N° WAYS N° VOIES N° POLIG	DESCRIZIONE DESCRIPTION DESCRIPTION BESCHREIBUNG	MATERIALE MATERIAL MATERIEL WERKSTOFF	TERMINALI TERMINALS COSSES KABELSCHUHE	REF.	PCS
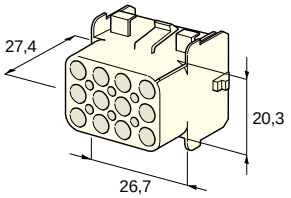	12	Connettore portamaschi/femmine Male/female holder connector Connecteur porte males/femmeles Gehäuse für Flachstecker/hülsen	PA Neutro Neutral Neutre Natur	MATE-N-LOCK F2 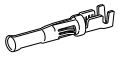 MATE-N-LOCK M2 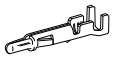	44.26160	10
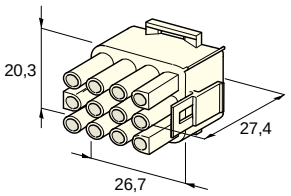	12	Connettore portamaschi/femmine Male/female holder connector Connecteur porte males/femmeles Gehäuse für Flachstecker/hülsen	PA Neutro Neutral Neutre Natur	MATE-N-LOCK F2 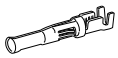 MATE-N-LOCK M2 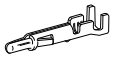	44.26150	10
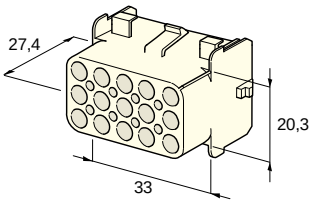	15	Connettore portamaschi/femmine Male/female holder connector Connecteur porte males/femmeles Gehäuse für Flachstecker/hülsen	PA Neutro Neutral Neutre Natur	MATE-N-LOCK F2  MATE-N-LOCK M2 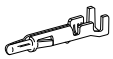	44.26180	10
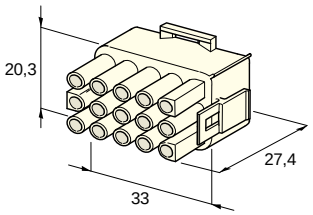	15	Connettore portamaschi/femmine Male/female holder connector Connecteur porte males/femmeles Gehäuse für Flachstecker/hülsen	PA Neutro Neutral Neutre Natur	MATE-N-LOCK F2  MATE-N-LOCK M2 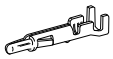	44.26170	10

DISEGNO DRAWING DESSIN ZEICHNUNG	MATERIALE MATERIAL MATERIEL WERKSTOFF	TERMINALI INSERIBILI TERMINALS TO INSERT COSSES INSERABLES KABELSCHUHE	REF.	PCS
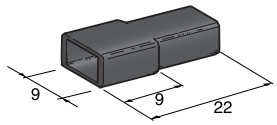	PE Nero Black Noir Schwarz	FASTON F630 13.01400 	44.10070 45.10070	200 20000
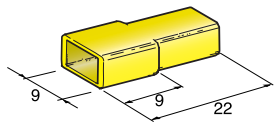	PE Giallo Yellow Jaune Gelb	FASTON F630 13.01400 	44.10072 45.10072	200 20000
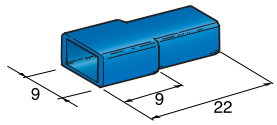	PE Blu Blue Bleu Blau	FASTON F630 13.01400 	44.10073 45.10073	200 20000
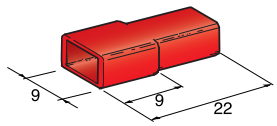	PE Rosso Red Rouge Rot	FASTON F630 13.01400 	44.10074 45.10074	200 20000
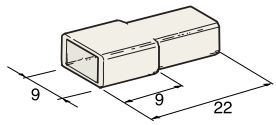	PE Neutro Neutral Neutre Natur	FASTON F630 13.01400 	44.10076 45.10076	200 20000
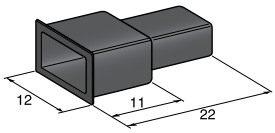	PE Nero Black Noir Schwarz	FASTON M630 13.01412 	44.10080 45.10080	200 20000
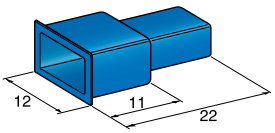	PE Blu Blue Bleu Blau	FASTON M630 13.01412 	44.10081 45.10081	200 20000
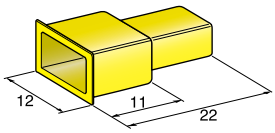	PE Giallo Yellow Jaune Gelb	FASTON M630 13.01412 	44.10082	200
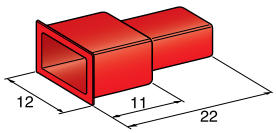	PE Rosso Red Rouge Rot	FASTON M630 13.01412 	44.10084 45.10084	200 20000
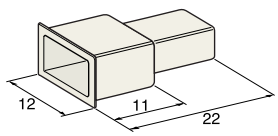	PE Neutro Neutral Neutre Natur	FASTON M630 13.01412 	44.10086 45.10086	200 20000
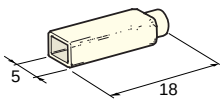	PE Neutro Neutral Neutre Natur	FASTON F280 13.01390 	44.10065	200
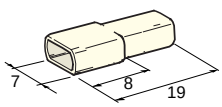	PE Neutro Neutral Neutre Natur	FASTON F480 13.01391 	44.10068	200

DISEGNO DRAWING DESSIN ZEICHNUNG	MATERIALE MATERIAL MATERIEL WERKSTOFF	TERMINALI INSERIBILI TERMINALS TO INSERT COSSES INSERABLES KABELSCHUHE	REF.	PCS
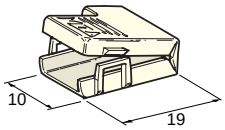	PA Neutro Neutral Neutre Natur	FASTON F630 FLAG 	44.10060 45.10060	200 10000
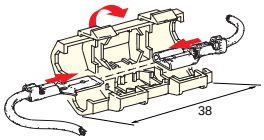	PA Neutro Neutral Neutre Natur	FASTON F630 - FASTON M630 	44.10083	50
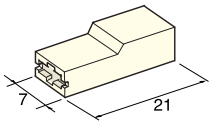	PA Neutro Neutral Neutre Natur	FASTON F480 13.01391 	44.10062	200
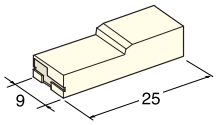	PA Neutro Neutral Neutre Natur	FASTON F630 13.01400 	44.10077 45.10077	200 20000
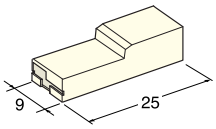	PA Neutro Neutral Neutre Natur	FASTON F630 	44.10078	200
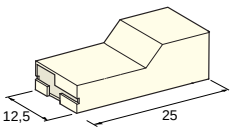	PA Neutro Neutral Neutre Natur	FASTON F950 13.01420 	44.10079	50
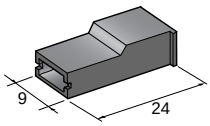	PA Nero Black Noir Schwarz	ANTISF F630 11.07000 - 11.07010 	44.20800 45.20800	50 20000

DISEGNO DRAWING DESSIN ZEICHNUNG	N. VIE N° WAYS N° VOIES N° POLIG	VOLT	In	MATERIALE MATERIAL MATERIEL WERKSTOFF	TEMPERATURA D'ESERCIZIO OPERATION TEMPERATURE TEMPERATURE D'EXERCISE BETRIEB TEMPERATUR	SEZIONE CAVO CABLE SECTION SECTION DU CÂBLE KABEL QUERSCHNITT mm^2	REF.	
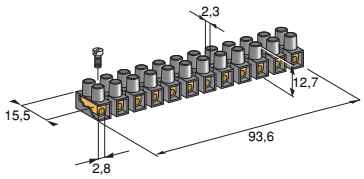	12	380	24A	PP Nero Black Noir Schwarz	85 °C	2.5	44.30100	10
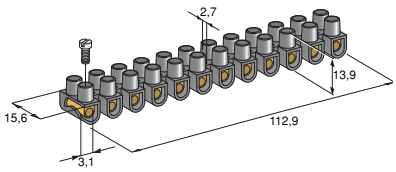	12	380	24A	PP Nero Black Noir Schwarz	85 °C	6	44.30110	10
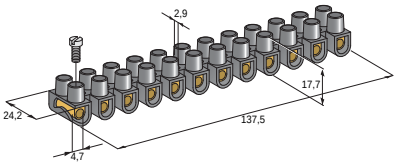	12	450	24A	PP Nero Black Noir Schwarz	85 °C	10	44.30120	10
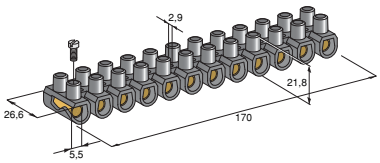	12	450	24A	PP Nero Black Noir Schwarz	85 °C	16	44.30130	10

MORSETTI BATTERIA

Battery Terminals
Bornes Batterie
Batterieklemmen

DISEGNO DRAWING DESSIN ZEICHNUNG	SEZIONE CAVO CABLE SECTION SECTION DU CÂBLE KABEL QUERSCHNITT mm²	POLARITA' POLARITY POLARITÉ POLUNG	Øi mm	A mm	MATERIALE MATERIAL MATERIEL WERKSTOFF	REF.	PCS
M66DX 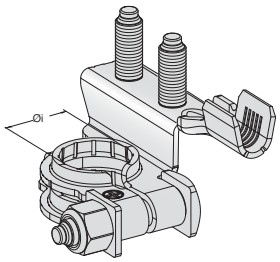 NEW	10÷20	+	19	-	CuZn-Sn	15.07800 15.07801	250 10
	25÷40	+	19	-	CuZn-Sn	15.07820 15.07821	250 10
M66 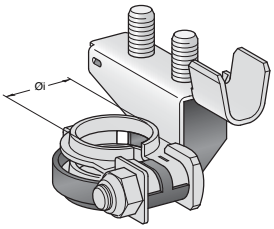	10÷20	–	17	-	CuZn-Sn	15.56680 15.06681	300 10
	25÷40	–	17	-	CuZn-Sn	15.56690 15.06691	300 10
M686DX 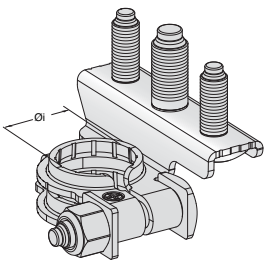 NEW	-	+	19	-	CuZn-Sn	15.07700 15.07701	250 10
M686DX 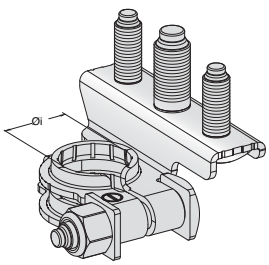 NEW	-	–	17	-	CuZn-Sn	15.07705 15.07704	250 10
M686SX 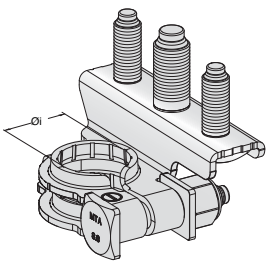 NEW	-	–	17	-	CuZn-Sn	15.07725	250

DISEGNO DRAWING DESSIN ZEICHNUNG	SEZIONE CAVO CABLE SECTION SECTION DU CÂBLE KABEL QUERSCHNITT mm^2	POLARITA' POLARITY POLARITÉ POLUNG	Øi mm	A mm	MATERIALE MATERIAL MATERIEL WERKSTOFF	REF.	PCS
M668DX 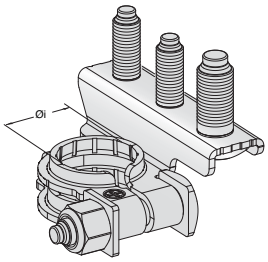 NEW	-	+	19	-	CuZn-Sn	15.07710	250
M080SX 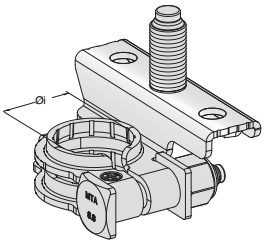 NEW	-	+	19	-	CuZn-Sn	15.07760	250
M606SX 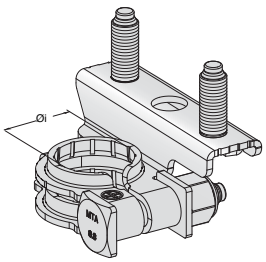 NEW	-	+	19	-	CuZn-Sn	15.07770	250
M806DX 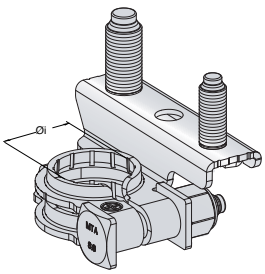 NEW	-	+	19	-	CuZn-Sn	15.07795	250
M666DX 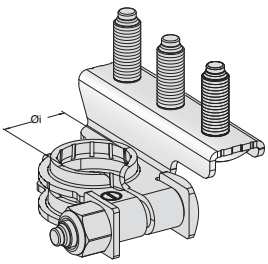 NEW	-	–	17	-	CuZn-Sn	15.07706	220

MORSETTI BATTERIA
BATTERY TERMINALS - BORNES BATTERIE - BATTERIEKLEMMEN

DISEGNO DRAWING DESSIN ZEICHNUNG	SEZIONE CAVO CABLE SECTION SECTION DU CÂBLE KABEL QUERSCHNITT mm^2	POLARITA' POLARITY POLARITÉ POLUNG	Øi mm	A mm	MATERIALE MATERIAL MATERIEL WERKSTOFF	REF.	PCS
M666SX 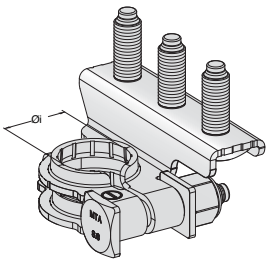 NEW	-	–	17	-	CuZn-Sn	15.07736	250
M666SX 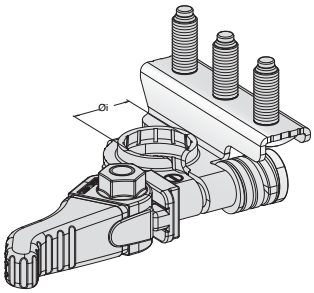 NEW	-	–	17	-	CuZn-Sn PBT GF40	15.07905 15.07904	200 1
M666DX 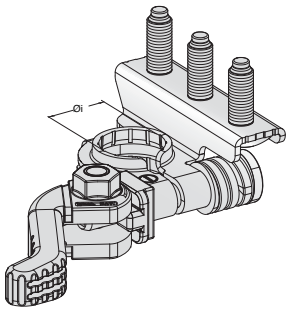 NEW	-	–	17	-	CuZn-Sn PBT GF40	15.07915 15.07916	200 1
M66DX 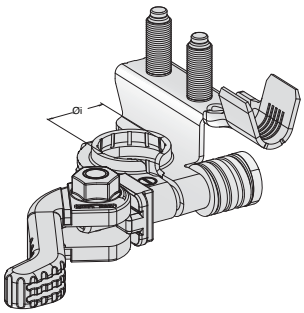 NEW	10÷20	–	17	-	CuZn-Sn PBT GF40	15.07925 15.07926	200 1
	25÷40	–	17	-	CuZn-Sn PBT GF40	15.07955 15.07956	200 1

DISEGNO DRAWING DESSIN ZEICHNUNG	SEZIONE CAVO CABLE SECTION SECTION DU CÂBLE KABEL QUERSCHNITT mm²	POLARITA' POLARITY POLARITÉ POLUNG	Øi mm	A mm	MATERIALE MATERIAL MATERIEL WERKSTOFF	REF.	PCS
M6 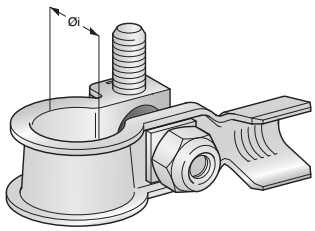	10÷20	–	17	-	CuZn-Sn	15.06651 15.06650	10 400
	25÷40	–	17	-	CuZn-Sn	15.06660	400
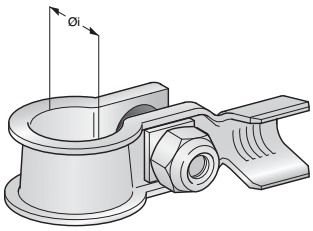	10÷20	–	17	-	CuZn-Sn	15.06656 15.06655	10 400
	25÷40	–	17	-	CuZn-Sn	15.06666 15.06665	10 400
SX 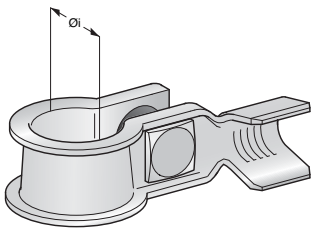	10÷20	–	17	-	CuZn-Sn	15.06658	400
	25÷40	–	17	-	CuZn-Sn	15.06668	400
M68 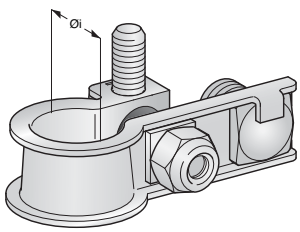	-	–	17	-	CuZn-Sn	15.06671 15.06670	10 400
M8 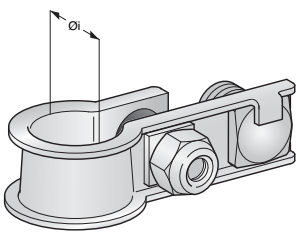	-	–	17	-	CuZn-Sn	15.06675	400

DISEGNO DRAWING DESSIN ZEICHNUNG	SEZIONE CAVO CABLE SECTION SECTION DU CÂBLE KABEL QUERSCHNITT mm²	POLARITA' POLARITY POLARITÉ POLUNG			MATERIALE MATERIAL MATERIEL WERKSTOFF	REF.	PCS
M8 SX 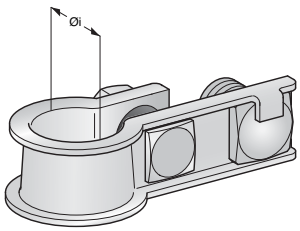	-	–	17	-	CuZn-Sn	15.06678	400
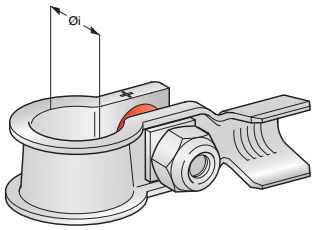	10÷20	+	19	-	CuZn-Sn	15.06721 15.06720	10 400
	25÷40	+	19	-	CuZn-Sn	15.06731 15.06730	10 400

DISEGNO DRAWING DESSIN ZEICHNUNG	SEZIONE CAVO CABLE SECTION SECTION DU CÂBLE KABEL QUERSCHNITT mm^2	POLARITA' POLARITY POLARITÉ POLUNG	Øi mm	A mm	MATERIALE MATERIAL MATERIEL WERKSTOFF	REF.	PCS
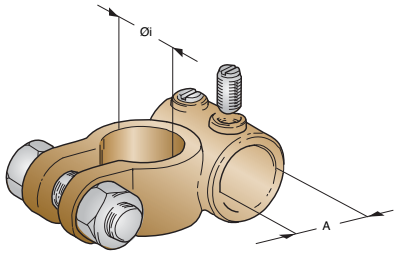	25	+ –	19 17	10 10	CuZn	15.06000 15.06010	50 50
	35	+ –	19 17	10 10	CuZn	15.06040 15.06050	25 25
	50	+ –	19 17	12 12	CuZn	15.06060 15.06070	25 25
	70	+ –	19 17	15 15	CuZn	15.06080 15.06090	25 25
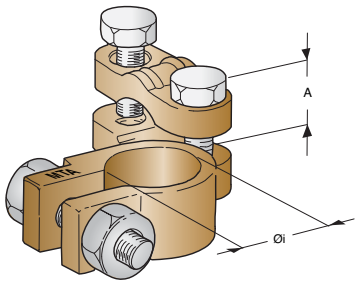	25÷50	+ –	19 17	12.5 12.5	CuZn CuZn	15.06100 15.06110	25 25
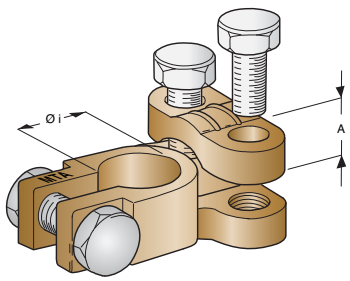	25÷50	+ –	19 17	12.5 12.5	CuZn CuZn	15.06270 15.06280	25 25
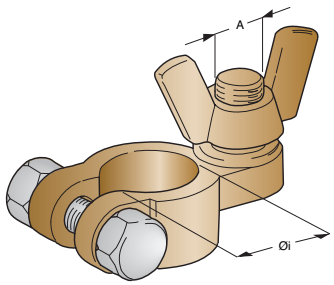	-	+ –	19 17	M10 M8	CuZn CuZn	15.06120 15.06130	25 25

DISEGNO DRAWING DESSIN ZEICHNUNG	SEZIONE CAVO CABLE SECTION SECTION DU CÂBLE KABEL QUERSCHNITT mm²	POLARITA' POLARITY POLARITÉ POLUNG			MATERIALE MATERIAL MATERIEL WERKSTOFF	REF.	PCS
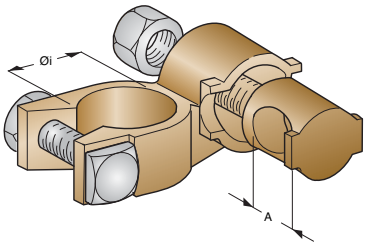	25	+ –	19 17	9.5 9.5	CuZn	15.06250 15.06260	25 25
M6 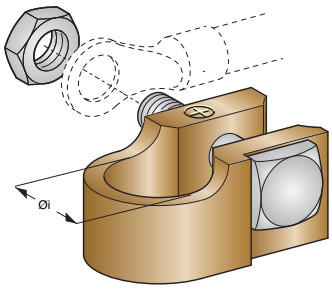 KIT: 1 PCS + 1 PCS -	-	+ –	19 17	-	CuZn	15.06820	1
M68 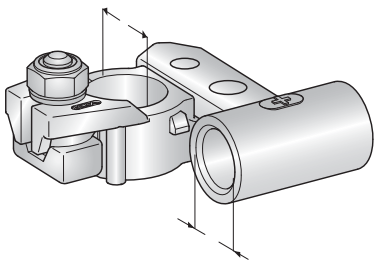	70	+	19	13	CuZn-Sn	15.06741 15.06740	1 150
	50	–	17	11	CuZn-Sn	15.06761 15.06760	1 150
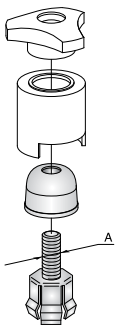 	-	+	19	M8	-	15.06200	25
	-	–	17	M8	-	15.06210	25

DISEGNO DRAWING DESSIN ZEICHNUNG	APPLICAZIONI APPLICATIONS APPLICATIONS ANWENDUNGEN	Ø- mm	A mm	MATERIALE MATERIAL MATERIEL WERKSTOFF	REF.	PCS
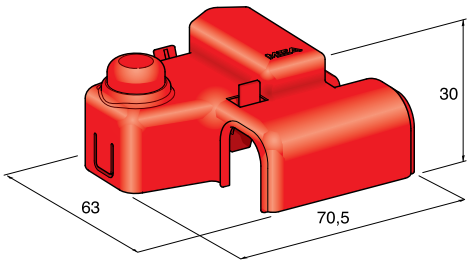	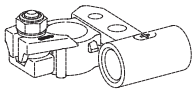			PP Rosso Red Rouge Rot	44.10496 45.10496	10 500
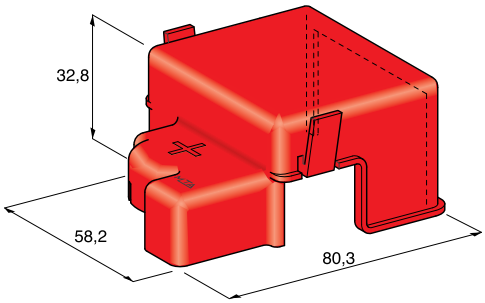	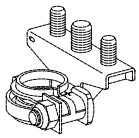			PP Rosso Red Rouge Rot	45.10498	800
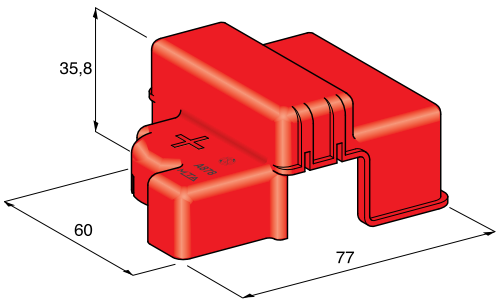	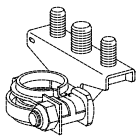			PP Rosso Red Rouge Rot	44.10490 45.10490	10 500
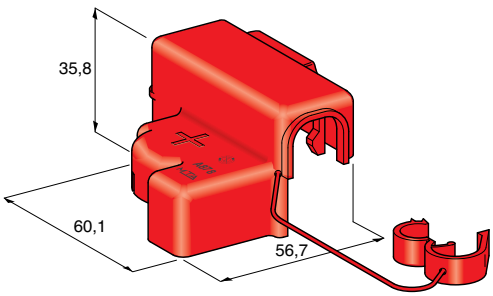	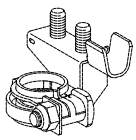			PP Rosso Red Rouge Rot	45.10500	500
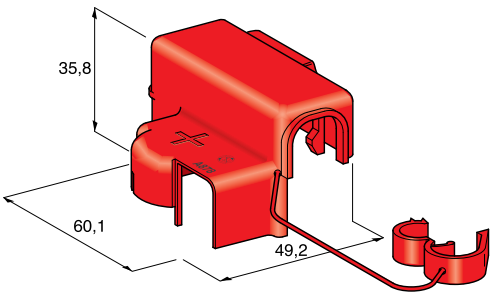	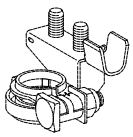			PP Rosso Red Rouge Rot	45.10510	500

MORSETTI BATTERIA
BATTERY TERMINALS - BORNES BATTERIE - BATTERIEKLEMMEN

DISEGNO DRAWING DESSIN ZEICHNUNG	APPLICAZIONI APPLICATIONS APPLICATIONS ANWENDUNGEN	MATERIALE MATERIAL MATERIEL WERKSTOFF	REF.	PCS
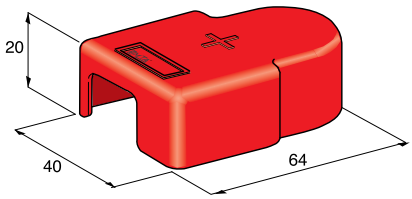	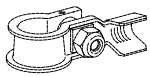	PP Rosso Red Rouge Rot	44.10480 45.10480	10 500
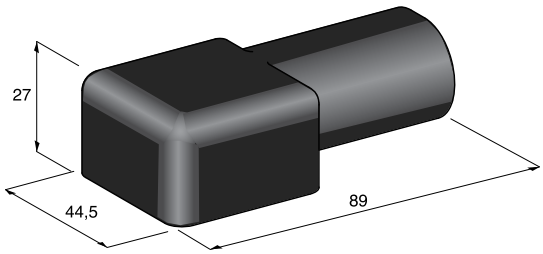	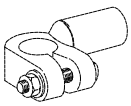	EPDM Nero Black Noir Schwarz	44.10495	10
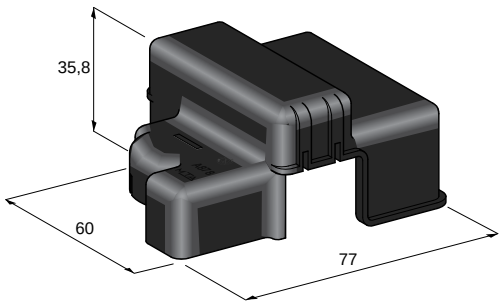	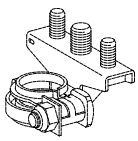	PP Nero Black Noir Schwarz	44.10494 45.10494	10 500
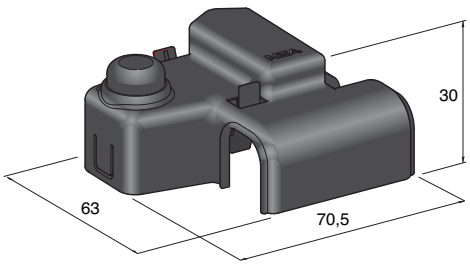	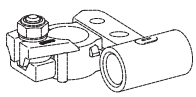	PP Nero Black Noir Schwarz	45.10497	500

TERMINALI

Terminals
Cosses
Kabelschuhe

DISEGNO DRAWING DESSIN ZEICHNUNG	SEZIONE CAVO CABLE SECTION SECTION DU CÂBLE KABEL QUERSCHNITT mm²	SPESSORE THICKNESS EPAISSEUR DICKE mm	VITE SCREW VIS SCHRAUBE	MATERIALE MATERIAL MATERIEL WERKSTOFF	REF. SCATOLA BOX BOÎTE SCHACHTEL	REF. BOBINA REEL BOBINE SPULE	PCS	MASTER PCS
UNI 679 L35 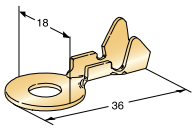	4÷6	0.7	M10	CuZn	16.02550	-	100	-
STD L15 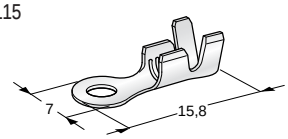	0.5÷2	0.5	M2	CuZn-Sn	-	17.02951	8000	-
	0.5÷2	0.5	M3	CuZn-Sn	-	17.02950	8000	-
STD L22 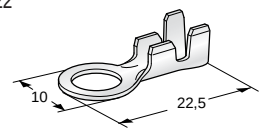	1÷2.5	0.6	M4	CuZn CuZn CuZn-Sn	16.02970 19.02970 -	- - 17.02970	100 5000 5000	- - -
	1÷2.5	0.6	M5	CuZn CuZn CuZn-Sn	16.02980 19.02980 -	- - 17.02980	100 5000 5000	- - -
	1÷2.5	0.6	M6	CuZn CuZn CuZn-Sn	16.02981 19.02981 -	- - 17.02981	100 5000 5000	- - -
STD L26 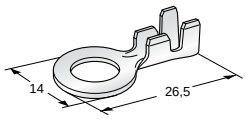	2÷2.5	0.8	M6	CuZn	16.02990	-	100	-
	2÷4	0.8	M8	CuZn	16.03000	-	100	-
STD L37 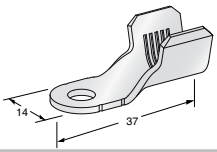	25÷40	1.5	M6	CuZn-Sn	16.09000	-	2000	-
GND188 G45 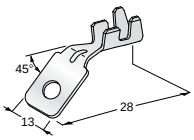	2.5÷6	0.8	M5	CuZn-Sn	-	17.08160	1200	4800
GND L28 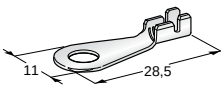	0.5÷1.5	0.6	M5	CuZn-Sn CuZn-Sn	16.06740 -	- 17.06740	100 4000	- -

DISEGNO DRAWING DESSIN ZEICHNUNG	SEZIONE CAVO CABLE SECTION SECTION DU CÂBLE KABEL QUERSCHNITT mm^2	SPESSORE THICKNESS EPAISSEUR DICKE mm	VITE SCREW VIS SCHRAUBE	MATERIALE MATERIAL MATERIEL WERKSTOFF	REF. SCATOLA BOX BOÎTE SCHACHTEL	REF. BOBINA REEL BOBINE SPULE	PCS	MASTER PCS
GND L32 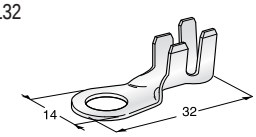	1÷2.5	0.8	M6 M6	CuZn-Sn CuZn-Sn	11.06720 -	- 17.06720	100 2000	- -
	4÷6	0.8	M6 M6	CuZn-Sn CuZn-Sn	11.06700 -	- 17.06700	100 1500	- -
	8÷10	0.8	M6 M6	CuZn-Sn CuZn-Sn	11.06750 -	- 17.06750	100 1000	- -
	1÷2.5	0.8	M8 M8	CuZn-Sn CuZn-Sn	11.06730 -	- 17.06730	100 2000	- -
	4÷6	0.8	M8 M8	CuZn-Sn CuZn-Sn	11.06710 -	- 17.06710	100 1500	- -
	8÷10	0.8	M8 M8	CuZn-Sn CuZn-Sn	11.06760 -	- 17.06760	100 1000	- -
GND F L28 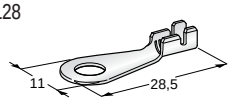	0.5÷1.5	0.6	M5	CuZn-Sn	-	17.06741	4000	-
GND F L32 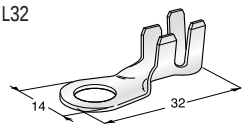	1÷2.5	0.8	M6	CuZn-Sn	-	17.06721	2000	-
	3÷6	0.8	M6	CuZn-Sn	-	17.06701	2000	-
	1÷2.5	0.8	M8	CuZn-Sn	-	17.06731	2000	-
	3÷6	0.8	M8	CuZn-Sn	-	17.06711	2000	-
GND188 TW25 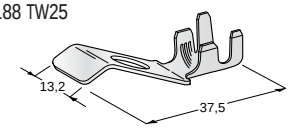	2.5÷4	0.8	M8	CuZn-Sn	-	17.08150	1200	4800

DISEGNO DRAWING DESSIN ZEICHNUNG	SEZIONE CAVO CABLE SECTION SECTION DU CÂBLE KABEL QUERSCHNITT mm²	SPESSORE THICKNESS EPAISSEUR DICKE mm	VITE SCREW VIS SCHRAUBE	MATERIALE MATERIAL MATERIEL WERKSTOFF	REF. SCATOLA BOX BOÎTE SCHACHTEL	REF. BOBINA REEL BOBINE SPULE	PCS	MASTER PCS
CBA FL90 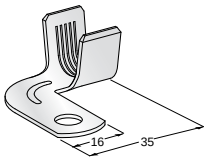	10÷20	1.5	M8	CuZn-Sn	16.08170 - NEW	- 17.08170	500 500	- 1500
	25÷35	1.5	M6	CuZn-Sn	16.04300	-	1500	-
	25÷35	1.5	M8	CuZn-Sn	16.08210 - NEW	- 17.08210	1500 400	- 1600
	50÷70	1.8	M8	CuZn-Sn	-	17.08230	300	900
CBASX FL90 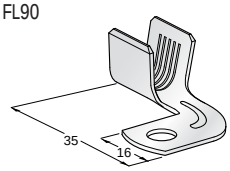	20÷35	1.8	M6	CuZn-Sn	-	17.08325 NEW	350	700
	25÷35	1.8	M8	CuZn-Sn	-	17.08320	350	700
	20÷40	1.8	M8	CuZn-Sn	16.08321 NEW	-	1000	-
	50÷70	1.8	M6	CuZn-Sn	-	17.08315 NEW	300	900
	50÷70	1.8	M8	CuZn-Sn	-	17.08310	300	900
CBAJ81 FL90 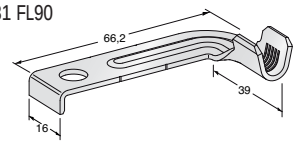	10÷20	1.5	M8	Cu-Sn	16.09200	-	500	-
FLANGE TW90 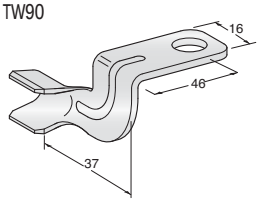	10÷20	1.5	M8	CuZn-Sn	16.08600	-	1500	-
	25÷35	1.5	M8	CuZn-Sn	16.08700	-	1500	-

DISEGNO DRAWING DESSIN ZEICHNUNG	SEZIONE CAVO CABLE SECTION SECTION DU CÂBLE KABEL QUERSCHNITT mm²	SPESSORE THICKNESS EPAISSEUR DICKE mm	VITE SCREW VIS SCHRAUBE	MATERIALE MATERIAL MATERIEL WERKSTOFF	REF. SCATOLA BOX BOÎTE SCHACHTEL	REF. BOBINA REEL BOBINE SPULE	PCS	MASTER PCS
MEGA G90 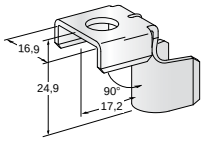	10÷20	1.5	M8	Cu-Sn	16.08180	-	2000	-
	25÷35	1.5	M8	Cu-Sn	16.08190	-	2000	-
MEGA L34 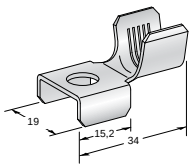	10÷20	1.2	M8	Cu-Sn	11.08110 -	- 17.08110	10 450	-
	25÷35	1.2	M8	Cu-Sn	11.08120 -	- 17.08120	10 350	-
MEGA L41 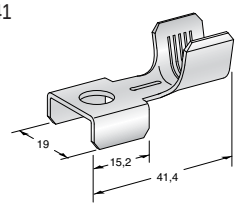	25÷40	1.5	M8	Cu-Sn	16.08196	-	1000	-
PTC G90 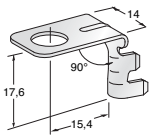	2.5÷4	0.8	M8	Cu-Sn	16.08500	-	2000	-
MIDI L27 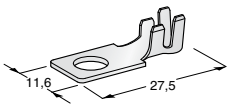	2.5÷4	0.8	M5	CuZn-Sn	11.08240 -	- 17.08240	10 1000	- 4000
	6÷8	0.8	M5	CuZn-Sn	11.08245 -	- 17.08245	10 800	- 3200
	6÷8	0.8	M6	CuZn-Sn	-	17.08246	800	3200
MIDI L30 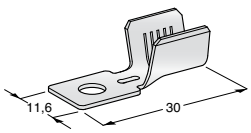	10÷16	0.8	M5	CuZn-Sn	-	17.08250	800	3200
MIDI L33 POL.C NEW 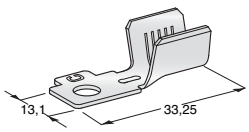	10÷20	1.5	M5	Cu-Sn	-	17.05835	500	1500

DISEGNO DRAWING DESSIN ZEICHNUNG	SEZIONE CAVO CABLE SECTION SECTION DU CÂBLE KABEL QUERSCHNITT mm²	SPESSORE THICKNESS EPAISSEUR DICKE mm	VITE SCREW VIS SCHRAUBE	MATERIALE MATERIAL MATERIEL WERKSTOFF	REF. SCATOLA BOX BOÎTE SCHACHTEL	REF. BOBINA REEL BOBINE SPULE	PCS	MASTER PCS
MIDI L33 POL.A 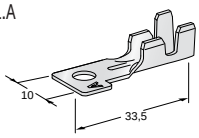	2.5÷4	0.8	M5	Cu-Sn	-	17.05616 NEW	1000	4000
	6÷8	0.8	M5	Cu-Sn	-	17.05715	1000	4000
MIDI L33 POL.B 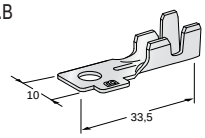	6÷8	0.8	M5	Cu-Sn	-	17.05725	1000	4000
MIDI L33 POL.D NEW 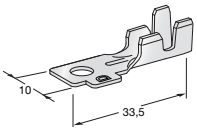	6÷8	0.8	M5	Cu-Sn	-	17.05745	1000	4000
MIDI G90 UNI 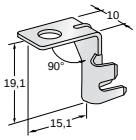	2.5÷4	0.8	M5	Cu-Sn	16.05600	-	2000	-
	6÷8	0.8	M5	Cu-Sn	16.05700	-	2000	-
MIDI G90 UNI 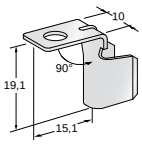	10÷16	1.5	M5	Cu-Sn	16.05800	-	2000	-
	25÷35	1.5	M5	Cu-Sn	16.05900	-	2000	-
MIDI G90 POL.A 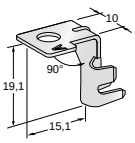	2.5÷4	0.8	M5	Cu-Sn	16.05610	-	2000	-
	6÷8	0.8	M5	Cu-Sn	16.05710	-	2000	-
MIDI G90 POL.A 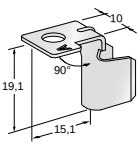	10÷16	1.5	M5	Cu-Sn	16.05810	-	2000	-
	25÷35	1.5	M5	Cu-Sn	16.05910	-	2000	-

DISEGNO DRAWING DESSIN ZEICHNUNG	SEZIONE CAVO CABLE SECTION SECTION DU CÂBLE KABEL QUERSCHNITT mm^2	SPESSORE THICKNESS EPAISSEUR DICKE mm	VITE SCREW VIS SCHRAUBE	MATERIALE MATERIAL MATERIEL WERKSTOFF	REF. SCATOLA BOX BOÎTE SCHACHTEL	REF. BOBINA REEL BOBINE SPULE	PCS	MASTER PCS
MIDI G90 POL.B 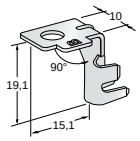	2.5÷4	0.8	M5	Cu-Sn	16.05620	-	2000	-
	6÷8	0.8	M5	Cu-Sn	16.05720	-	2000	-
MIDI G90 POL.B 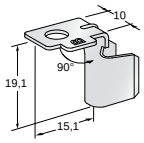	10÷16	1.5	M5	Cu-Sn	16.05820	-	2000	-
	25÷35	1.5	M5	Cu-Sn	16.05920	-	2000	-
MIDI G90 POL.C 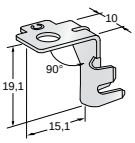	2.5÷4	0.8	M5	Cu-Sn	16.05630	-	2000	-
	6÷8	0.8	M5	Cu-Sn	16.05730	-	2000	-
MIDI G90 POL.C 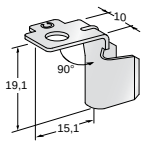	10÷16	1.5	M5	Cu-Sn	16.05830	-	2000	-
	25÷35	1.5	M5	Cu-Sn	16.05930	-	2000	-
RVS-A L42 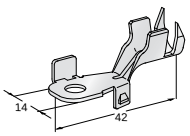	2.5÷4	0.8	M6	Cu-Sn	-	17.06900	750	3000
	6÷8	1.0	M6	Cu-Sn	-	17.06910	700	2800
	10÷16	1.2	M6	Cu-Sn	-	17.06920	600	1800

DISEGNO DRAWING DESSIN ZEICHNUNG	SEZIONE CAVO CABLE SECTION SECTION DU CÂBLE KABEL QUERSCHNITT mm²	SPESSORE THICKNESS EPAISSEUR DICKE mm	VITE SCREW VIS SCHRAUBE	MATERIALE MATERIAL MATERIEL WERKSTOFF	REF. SCATOLA BOX BOÎTE SCHACHTEL	REF. BOBINA REEL BOBINE SPULE	PCS	MASTER PCS
RVS-B L40 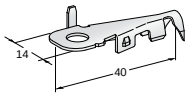	2.5÷4	0.8	M6	Cu-Sn	-	17.06930	1100	4400
	6÷8	1.0	M6	Cu-Sn	-	17.06940	1000	3000
SMT-A L39 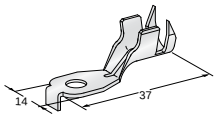	6÷8	1	M6	CuZn-Sn	-	17.06880	700	2100
	10÷16	1.2	M6	CuZn-Sn	16.06890 -	- 17.06890	2000 600	- 1800
SMT-B L40 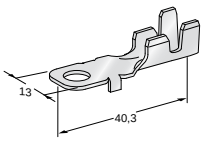	2.5÷4	0.8	M6	CuZn-Sn	16.06600 -	- 17.06600	2000 1500	- 6000
SMT-B G90 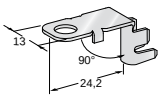	2.5÷4	0.8	M6	CuZn-Sn	16.06790	-	2000	-
SMT-C L55 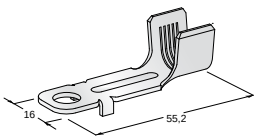	50÷70	1.5	M8	CuZn-Sn	16.06796	-	1000	-
SMT-C G90 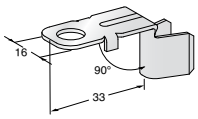	6÷8	1.2	M6	CuZn-Sn	16.06775	-	500	-
	10÷20	1.2	M6	CuZn-Sn	16.06770	-	2000	-
	25÷40	1.2	M6	CuZn-Sn	16.06500	-	2000	-
	10÷20	1.2	M8	CuZn-Sn	16.06780	-	2000	-
	25÷40	1.2	M8	CuZn-Sn	16.06785	-	2000	-

DISEGNO DRAWING DESSIN ZEICHNUNG	SEZIONE CAVO CABLE SECTION SECTION DU CÂBLE KABEL QUERSCHNITT mm²	SPESSORE THICKNESS EPAISSEUR DICKE mm	VITE SCREW VIS SCHRAUBE	MATERIALE MATERIAL MATERIEL WERKSTOFF	REF. SCATOLA BOX BOÎTE SCHACHTEL	REF. BOBINA REEL BOBINE SPULE	PCS	MASTER PCS
SMT-C G90 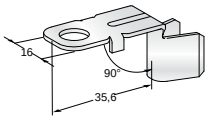	50÷70	1.5	M8	CuZn-Sn	16.06795	-	1000	-
SQR-A 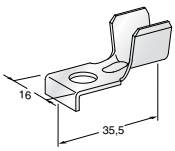	10÷20	1.2	M6	CuZn-Sn	-	17.06970	600	2400
	25÷35	1.2	M6	CuZn-Sn	-	17.06980	500	2000
	25÷40	1.5	M6	Cu-Sn	16.06981	-	1800	-
	10÷20	1.2	M8	CuZn-Sn	-	17.06950	600	2400
	25÷35	1.2	M8	CuZn-Sn	-	17.06960	500	2000
	25÷40	1.5	M8	CuZn-Sn	16.06990	-	2000	-
SQR-A G40 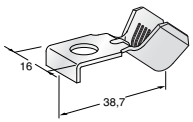	25÷40	1.2	M6	CuZn-Sn	16.06982	-	2000	-
SQR-B L46 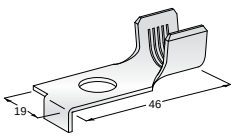	10÷20	1.5	M10	CuZn-Sn	-	17.08220	500	1000
	25÷35	1.5	M10	CuZn-Sn	-	17.08200	400	1200
SQR-C L45DX 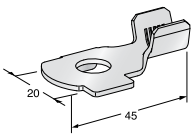	10÷20	1.5	M10	CuZn-Sn	-	17.08185	500	1000
	25÷40	1.5	M10	CuZn-Sn	-	17.08260	500	1000

DISEGNO DRAWING DESSIN ZEICHNUNG	SEZIONE CAVO CABLE SECTION SECTION DU CÂBLE KABEL QUERSCHNITT mm²	SPESSORE THICKNESS EPAISSEUR DICKE mm	VITE SCREW VIS SCHRAUBE	MATERIALE MATERIAL MATERIEL WERKSTOFF	REF. SCATOLA BOX BOÎTE SCHACHTEL	REF. BOBINA REEL BOBINE SPULE	PCS	MASTER PCS
SQR-C L45SX 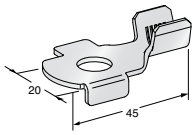	10÷20	1.5	M10	CuZn-Sn	-	17.08195	500	1000
	25÷40	1.5	M10	CuZn-Sn	-	17.08270 NEW	500	1000
SQR-C MY03 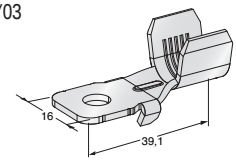 NEW	10÷20	1.5	M6	CuZn-Sn	-	17.06975	600	1800
	25÷40	1.5	M6	CuZn-Sn	-	17.06977	500	1500
SQR-30 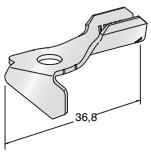	6÷8	1.5	M6	CuZn-Sn	16.08340 -	- 17.08340	3000 600	- 2400
	10÷20	1.5	M6	CuZn-Sn	16.08345 -	- 17.08345	3000 500	- 2000
SEL-30 L39 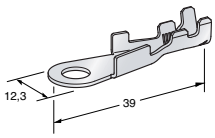	2.5÷5	0.8	M6	CuZn-Sn	-	17.08350	1500	-
HNDTW G90 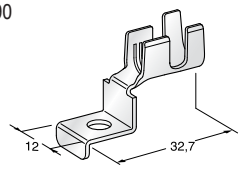	8÷15	1	M5	CuZn-Sn	16.07300	-	3000	-
W61 FLAG 5 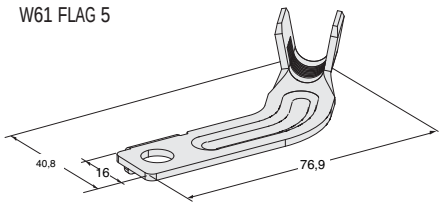 NEW	25÷50 25+25	1.8	M8	CuZn-Sn	16.09600	-	500	-
W84 L38 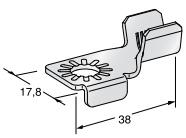	10÷25	1.5	M8	CuZn-Sn	16.08800	-	1400	-

DISEGNO DRAWING DESSIN ZEICHNUNG	SEZIONE CAVO CABLE SECTION SECTION DU CÂBLE KABEL QUERSCHNITT mm^2	SPESSORE THICKNESS EPAISSEUR DICKE mm	VITE SCREW VIS SCHRAUBE	MATERIALE MATERIAL MATERIEL WERKSTOFF	REF. SCATOLA BOX BOÎTE SCHACHTEL	REF. BOBINA REEL BOBINE SPULE	PCS	MASTER PCS
W84 G90 L41 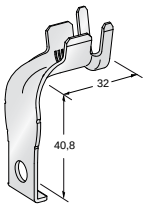	25÷41	1.5	M8	CuZn-Sn	16.08901	-	800	-
W84 TW90 L38 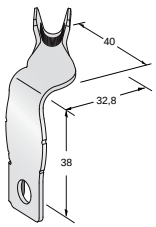	10÷25	1.5	M8	Cu-Sn	16.08911	-	800	-
ND TW90 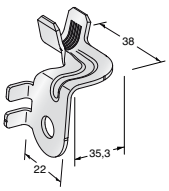	25÷40	1.5	M8	CuZn-Sn	16.09100	-	1000	-
DADO G90 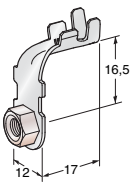	2.5÷5	1.0	M5	CuZn-Sn	16.08400	-	3000	-
DADO G90 SH 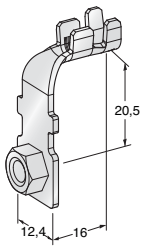 NEW	2.5÷5	1.2	M5	CuZn-Sn	16.08420	-	1500	-
X70 FL90 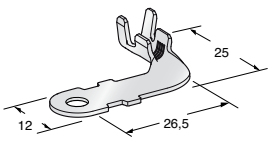	4÷7	1.0	M5	CuZn-Sn	16.08415	-	3000	-

DISEGNO DRAWING DESSIN ZEICHNUNG	SEZIONE CAVO CABLE SECTION SECTION DU CÂBLE KABEL QUERSCHNITT mm²	SPESSORE THICKNESS EPAISSEUR DICKE mm	VITE SCREW VIS SCHRAUBE	MATERIALE MATERIAL MATERIEL WERKSTOFF	REF. SCATOLA BOX BOÎTE SCHACHTEL	REF. BOBINA REEL BOBINE SPULE	PCS	MASTER PCS
STARTER L41 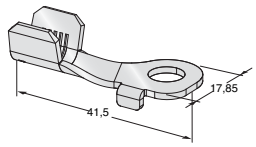 NEW	10÷20	1.5	M8	CuZn-Sn	-	17.08360	500	1500
	25÷40	1.5	M8	CuZn-Sn	-	17.08370	400	1200
FDU G90 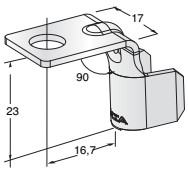 NEW	25÷40	1.5	M8	CuZn-Sn	16.08380	-	1500	-
W84 G90 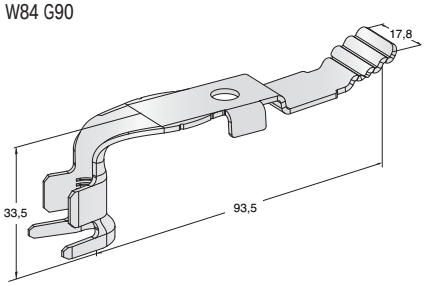 NEW	25÷41	1.5	M8	CuZn-Sn	16.09400	-	400	-
SLOT G90 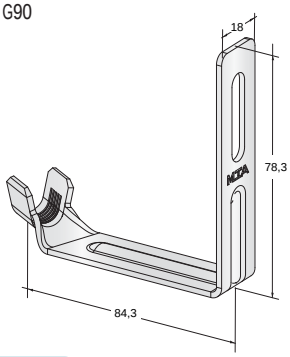 NEW	25÷40	1.8	M8	CuZn-Sn	16.09500	-	300	-

DISEGNO DRAWING DESSIN ZEICHNUNG	SEZIONE CAVO CABLE SECTION SECTION DU CÂBLE KABEL QUERSCHNITT mm^2	SPESSORE THICKNESS EPAISSEUR DICKE mm	VITE SCREW VIS SCHRAUBE	MATERIALE MATERIAL MATERIEL WERKSTOFF	REF. SCATOLA BOX BOÎTE SCHACHTEL	REF. BOBINA REEL BOBINE SPULE	PCS	MASTER PCS
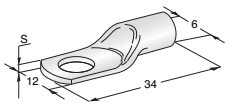	16	2	M6 M8	Cu-Sn	16.05000 16.05100	- -	50 50	500 500
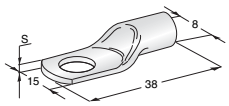	25	2	M8 M10	Cu-Sn	16.05010 16.05110	- -	50 50	500 500
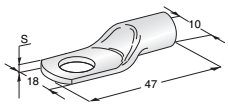	35	2	M8 M10	Cu-Sn	16.05021 16.05020	- -	50 50	500 500
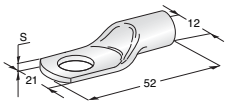	50	2	M11	Cu-Sn	16.05030	-	25	250
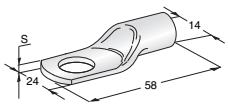	75	2	M13	Cu-Sn	16.05040	-	25	250

DISEGNO DRAWING DESSIN ZEICHNUNG	SEZIONE CAVO CABLE SECTION SECTION DU CÂBLE KABEL QUERSCHNITT mm²	SPESSORE THICKNESS EPAISSEUR DICKE mm	MATERIALE MATERIAL MATERIEL WERKSTOFF	REF. SCATOLA BOX BOÎTE SCHACHTEL	REF. BOBINA REEL BOBINE SPULE	PCS	MASTER PCS
F800 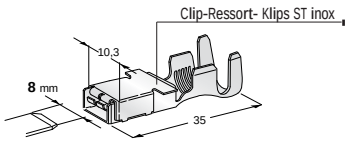	1.5÷2.5	0.5	CuZn-Sn	11.07650 -	- 17.07650	20 1000	- 6000
	4÷6	0.5	CuZn-Sn	11.07660 -	- 17.07660	20 1000	- 6000
	8÷10	0.5	CuZn-Sn CuNi-Sn	11.07670 - -	- 17.07670 17.07672	20 650 650	- 3900 3900
	16	0.5	CuNi-Sn	11.07671 -	- 17.07671	20 650	- 3900
M800 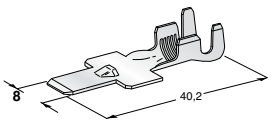	2.5÷4	0.8	Cu-Sn	11.07675 -	- 17.07675	20 1000	- 4000
	6÷8	0.8	Cu-Sn	11.07685 -	- 17.07685	20 800	- 3200
	10÷16	0.8	Cu-Sn	11.07690 -	- 17.07690	20 650	- 2600
WP M800 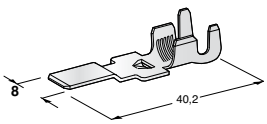	2.5÷4	0.8	Cu-Sn	11.07700 -	- 17.07700	20 1000	- 4000
	6÷8	0.8	Cu-Sn	11.07710 -	- 17.07710	20 800	- 3200
	10÷16	0.8	Cu-Sn	11.07720 -	- 17.07720	20 700	- 2800
F950 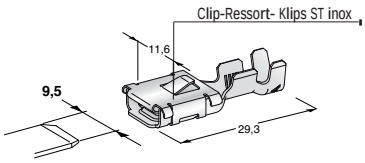	2.5÷4	0.6	Cu-Sn	11.07740 -	- 17.07740	20 1000	- 4000
	6÷8	0.6	Cu-Sn	11.07741 -	- 17.07741	20 800	- 3200

DISEGNO DRAWING DESSIN ZEICHNUNG	SEZIONE CAVO CABLE SECTION SECTION DU CÂBLE KABEL QUERSCHNITT mm²	SPESSORE THICKNESS EPAISSEUR DICKE mm	MATERIALE MATERIAL MATERIEL WERKSTOFF	REF. SCATOLA BOX BOÎTE SCHACHTEL	REF. BOBINA REEL BOBINE SPULE	PCS	MASTER PCS
WP M800 W/SEAL 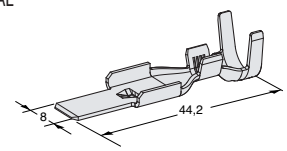 NEW	2.5÷4	0.8	Cu-Sn	-	17.07760	650	1950
	6÷8	0.8	Cu-Sn	-	17.07770	650	1950
	10÷16	0.8	Cu-Sn	-	17.07780	650	1950
WP F800 W/SEAL 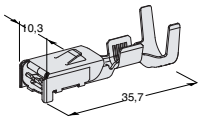 NEW	1.5÷2.5	0.5	CuZn-Sn	-	17.07400	650	3900
	3÷6	0.5	CuZn-Sn	-	17.07410	650	3900
	7÷10	0.5	CuNi-Sn	-	17.07420	650	3900
NEW 	3.4÷4.33	-	-	45.50781	-	5000	-
NEW 	4.9÷5.7	-	-	45.50782	-	5000	-
TAPPO CHIUSURA CAVITY PLUG BOUCHON BLINDSTOPPEN  NEW	-	-	-	45.50784	-	5000	-

DISEGNO DRAWING DESSIN ZEICHNUNG	SEZIONE CAVO CABLE SECTION SECTION DU CÂBLE KABEL QUERSCHNITT mm²	SPESSORE THICKNESS EPAISSEUR DICKE mm	MATERIALE MATERIAL MATERIEL WERKSTOFF	REF. SCATOLA BOX BOÎTE SCHACHTEL	REF. BOBINA REEL BOBINE SPULE	PCS	MASTER PCS
MINI F280 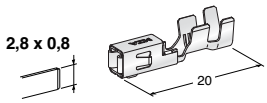	0.35÷0.75	0.30	CuFe-Sn	11.08330 -	- 17.08330	100 3000	- -
	1÷2	0.30	CuFe-Sn	11.08331 -	- 17.08331	100 3000	- -
	2.5÷4	0.30	CuFe-Sn	11.08332 -	- 17.08332	100 3000	- -
MINI F280 BUS-BAR 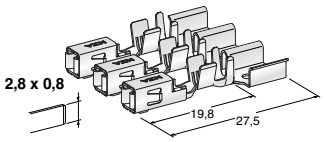	1÷2	0.30	CuFe-Sn	-	17.08335	5000	-
	2.5÷4	0.30	CuFe-Sn	-	17.08336	5000	-
UNI F630 C/CLIP 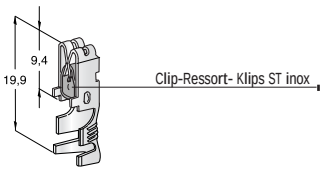	0.5÷1.5	0.4	CuSn-Sn	11.07920 -	- 17.07920	100 2000	- 14000
	2÷3	0.4	CuSn-Sn	11.07930 -	- 17.07930	100 2000	- 14000
	4÷6	0.4	CuNi-Sn	11.07940 -	- 17.07940	50 1800	- 12600
UNI F630 BUS-BAR C/CLIP 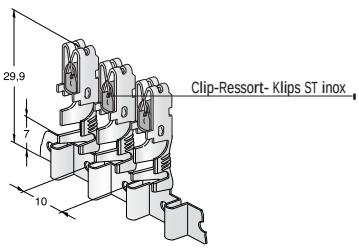	2÷3	0.4	CuSn-Sn	-	17.07932	3000	15000
	4÷6	0.4	CuNi-Sn	-	17.07942	3000	9000
UNI F630 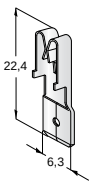	-	0.4	CuSn-Sn	11.07501 19.07501	- -	100 5000	- -

DISEGNO DRAWING DESSIN ZEICHNUNG	SEZIONE CAVO CABLE SECTION SECTION DU CÂBLE KABEL QUERSCHNITT mm^2	SPESSORE THICKNESS EPAISSEUR DICKE mm	MATERIALE MATERIAL MATERIEL WERKSTOFF	REF. SCATOLA BOX BOÎTE SCHACHTEL	REF. BOBINA REEL BOBINE SPULE	PCS	MASTER PCS
UNI F630 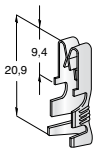	0.5÷1.5	0.4	CuSn-Sn	11.07900 -	- 17.07900	100 2000	1000 10000
	2÷3	0.4	CuSn-Sn	-	17.07902	2000	10000
	4÷6	0.4	CuSn-Sn	11.07901 -	- 17.07901	100 1800	1000 9000
UNI F630 BUS-BAR 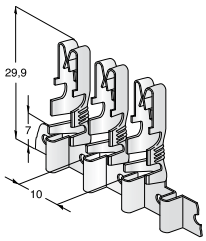	0.5÷1.5	0.4	CuSn-Sn	-	17.07910	3000	15000
	2÷3	0.4	CuSn-Sn	-	17.07912	3000	15000
	4÷6	0.4	CuSn-Sn	-	17.07911	3000	9000

DISEGNO DRAWING DESSIN ZEICHNUNG	SEZIONE CAVO CABLE SECTION SECTION DU CÂBLE KABEL QUERSCHNITT mm^2	SPESSORE THICKNESS EPAISSEUR DICKE mm	MATERIALE MATERIAL MATERIEL WERKSTOFF	REF. SCATOLA BOX BOÎTE SCHACHTEL	REF. BOBINA REEL BOBINE SPULE	PCS	MASTER PCS
METRIPACK M150 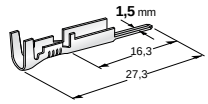	0.5÷1	0.4	CuSn-Sn	11.05510	-	100	-
METRIPACK F150 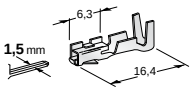	0.5÷1	0.4	CuSn-Sn	11.05500 -	- 17.05500	100 4000	- -
	0.5÷1	-	Silicon	44.07530 45.07530	- -	100 5000	- -
S-SEAL M150 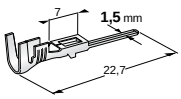	1÷1.5	0.32	CuZn-Sn	11.05550 -	- 17.05550	100 4000	- -
S-SEAL F150 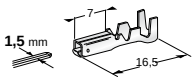	1÷1.5	0.3	CuSn-Sn	11.05560 -	- 17.05560	100 3500	- -
	0.5÷1	-	Silicon	44.07740 45.07740	- -	100 10000	- -
TAPPO CHIUSURA CAVITY PLUG BOUCHON BLINDSTOPPEN 	-	-	Silicon	44.07750	-	100	-
METRIPACK M280 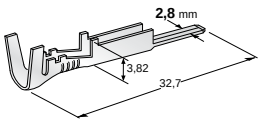	1÷2.5	0.4	CuSn-Sn	11.04500 -	- 17.04500	50 3500	- -
METRIPACK F280 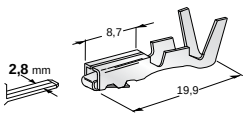	1÷2.5	0.4	CuSn-Sn	11.04510 -	- 17.04510	100 3200	- -
	1÷2.5	-	Silicon	44.07510 45.07510	- -	100 5000	- -
070DTB M280 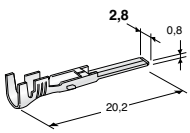	1÷1.5	0.4	CuZn-Sn	11.08420	-	100	-
070DTB F280 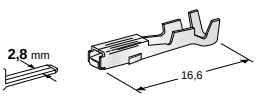	1÷1.5	0.4	CuZn-Sn	11.08410	-	100	-

DISEGNO DRAWING DESSIN ZEICHNUNG	SEZIONE CAVO CABLE SECTION SECTION DU CÂBLE KABEL QUERSCHNITT mm^2	SPESSORE THICKNESS EPAISSEUR DICKE mm	MATERIALE MATERIAL MATERIEL WERKSTOFF	REF. SCATOLA BOX BOÎTE SCHACHTEL	REF. BOBINA REEL BOBINE SPULE	PCS	MASTER PCS
JPT-WP M280 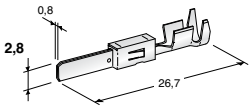	0.5÷1.5	0.32	CuSn-Sn	11.08290	-	100	-
	1.5÷2.5	0.32	CuSn-Sn	11.08300	-	100	-
JPT-WP F280 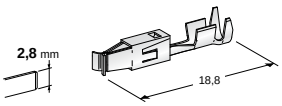	0.5÷1	0.32	CuSn-Sn	11.08260	-	100	-
	1÷2.5	0.32	CuSn-Sn	11.08270	-	100	-
	0.5÷1	-	Silicon	45.10662	-	100	-
	1.5÷2.5	-	Silicon	44.10658 45.10658	- -	10 100	- -

DISEGNO DRAWING DESSIN ZEICHNUNG	SEZIONE CAVO CABLE SECTION SECTION DU CÂBLE KABEL QUERSCHNITT mm²	SPESSORE THICKNESS EPAISSEUR DICKE mm	MATERIALE MATERIAL MATERIEL WERKSTOFF	REF. SCATOLA BOX BOÎTE SCHACHTEL	REF. BOBINA REEL BOBINE SPULE	PCS	MASTER PCS
CARALARM F150 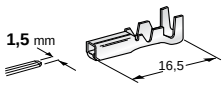	0.75÷1.5	0.30	CuZn-Sn	11.05650 -	- 17.05650	100 4500	- -
JT M280 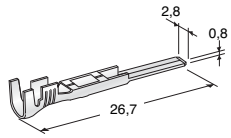	0.35÷1	0.32	CuZn-Sn	11.08280	-	100	-
JT F280 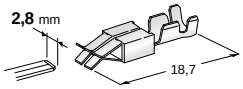	0.5÷1.5	0.32	CuZn-Sn	11.07210	-	200	-
	1.5÷2.5	0.32	CuZn-Sn	11.07211	-	100	-
MARKII M280 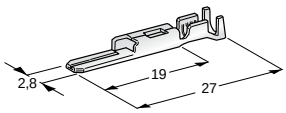	0.5÷1.5	0.4	CuZn-Sn	11.02010	-	200	-
MARKII F280 Per fanali posteriori For tail lamps Pour lanternes arrieres Für Rücklichter 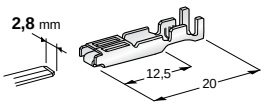	0.5÷1.5	0.4	CuZn-Sn	11.02000	-	200	-
M280 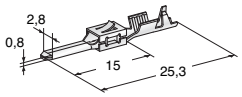	0.5÷1	0.3	CuFe-Sn	11.08030	-	50	-
F280 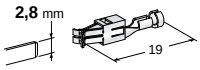	0.5÷1	0.3	CuFe-Sn	11.08050	-	100	-
DIN 46343 Universale per autoradio Universal for car radio Universel pour autoradio Universal für autoradio 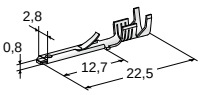	0.5÷1	0.38	CuSn-Sn	11.08060	-	100	-
JPT F280 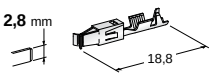	0.2÷0.5	0.32	CuSn-Sn	11.05615	-	100	-
	0.5÷1	0.32	CuSn-Sn	11.05620	-	100	-
	1.5÷2.5	0.32	CuSn-Sn	11.05630	-	100	-

DISEGNO DRAWING DESSIN ZEICHNUNG	SEZIONE CAVO CABLE SECTION SECTION DU CÂBLE KABEL QUERSCHNITT mm^2	SPESSORE THICKNESS EPAISSEUR DICKE mm	MATERIALE MATERIAL MATERIEL WERKSTOFF	REF. SCATOLA BOX BOÎTE SCHACHTEL	BOBINA REEL BOBINE SPULE	PCS	MASTER PCS
SICMA2 F280 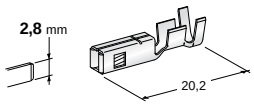	0.35÷0.75	0.35	CuZn-Sn	11.05660	-	100	-
	1÷2.5	0.35	CuZn-Sn	11.05670	-	100	-
JPT F280 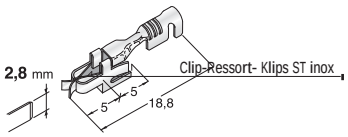	0.5÷1	0.4	CuSn-Sn	11.07209	-	100	-
	1.5÷2.5	0.4	CuSn-Sn	11.07212	-	100	-
FANALI POST. VW-FIAT 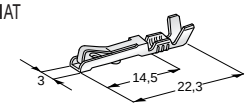 For tail lamps Pour lanternes arrieres Für Rücklichter	0.35÷1	0.3	CuZn-Sn	11.01800	-	200	-
FANALI POST. C/CIRCUITI STAMPATI 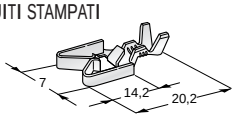 For tail lamps Pour lanternes arrieres Für Rücklichter	1÷2.5	0.3	CuZn-Sn	11.01920	-	100	-
CRUSCOTTO C/CIRCUITI STAMPATI 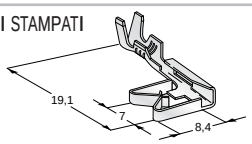 For dashboard Pour tableau de bord Für Armaturenbrett	0.5÷1.5	0.3	CuSn-Sn	11.01930	-	100	-
MFS M150 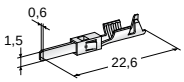	0.5÷1	0.3	CuFe-Sn	11.08010	-	100	-
MKF F150 	0.5÷1	0.3	CuFe-Sn	11.08020	-	100	-
M480 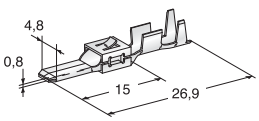	1.5÷2.5	0.38	CuFe-Sn	11.08040	-	50	-
SPT F630 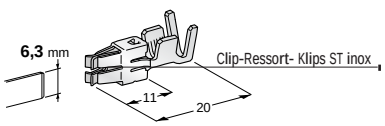	2.5÷4	0.4	CuSn-Sn	11.02050	-	100	-

DISEGNO DRAWING DESSIN ZEICHNUNG	SEZIONE CAVO CABLE SECTION SECTION DU CÂBLE KABEL QUERSCHNITT mm^2	SPESSORE THICKNESS EPAISSEUR DICKE mm	MATERIALE MATERIAL MATERIEL WERKSTOFF	REF. SCATOLA BOX BOÎTE SCHACHTEL	REF. BOBINA REEL BOBINE SPULE	PCS	MASTER PCS
070 M150 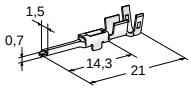	0.75÷1.5	0.3	CuZn-Sn	11.08080	-	100	-
070 F150 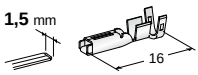	0.3÷0.5	0.32	CuZn-Sn	11.07260	-	100	-
	0.75÷1.5	0.32	CuZn-Sn	11.08070	-	100	-

DISEGNO DRAWING DESSIN ZEICHNUNG	SEZIONE CAVO CABLE SECTION SECTION DU CÂBLE KABEL QUERSCHNITT mm^2	SPESSORE THICKNESS EPAISSEUR DICKE mm	MATERIALE MATERIAL MATERIEL WERKSTOFF	REF. SCATOLA BOX BOÎTE SCHACHTEL	 BOBINA REEL BOBINE SPULE	PCS	MASTER PCS
PASSO 5 F480 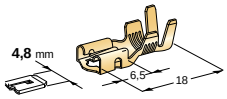	0.5÷1.5	0.28	CuZn	13.01910 -	- 14.01910	100 5000	- -
PASSO 5 F480 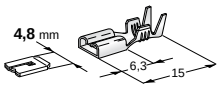	0.5÷1.5	0.35	CuZn-Sn	11.01940 -	- 17.01940	100 12000	- -
PASSO 5 F480 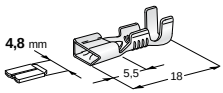	0.5÷1.5	0.4	CuSn-Sn	11.01970	-	100	-
PASSO 5 M480 C/DENTE 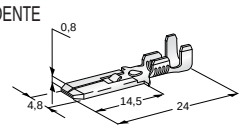	0.5÷1.5	0.4	CuZn-Sn	11.01950	-	100	-

DISEGNO DRAWING DESSIN ZEICHNUNG	SEZIONE CAVO CABLE SECTION SECTION DU CÂBLE KABEL QUERSCHNITT mm²	SPESSORE THICKNESS EPAISSEUR DICKE mm	MATERIALE MATERIAL MATERIEL WERKSTOFF	REF. SCATOLA BOX BOÎTE SCHACHTEL	REF. BOBINA REEL BOBINE SPULE	PCS	MASTER PCS
FASTON F280 C/DENTE 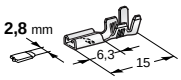	0.5÷1	0.25	CuZn-Sn	11.01700	-	200	-
FASTON F280 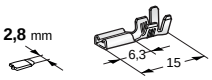	0.3÷1	0.3	CuZn CuZn CuZn-Sn	13.01390 19.01390 -	- - 17.01390	200 10000 10000	2000 - -
FASTON F480 C/DENTE 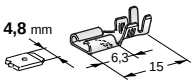	0.5÷1	0.32	CuZn-Sn	11.01710	-	100	-
FASTON F480 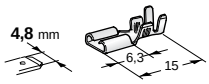	0.5÷1	0.33	CuZn CuZn CuZn-Sn	13.01391 19.01391 -	- - 17.01391	100 10000 10000	- - -
ANTISF F480 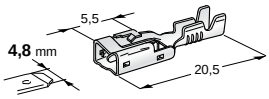	0.35÷1	0.4	CuZn-Sn	11.07030	-	100	-
FASTON F630 C/DENTE 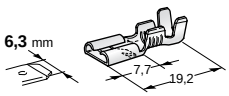	1÷2.5	0.35	CuZn-Sn CuZn CuZn CuZn-Sn CuZn-Sn	11.01650 13.01650 19.01650 - 19.11650	- - - 17.01650 -	100 100 5000 5000 5000	5000 5000 - - -
	2.5÷6	0.35	CuZn-Sn	-	17.01651	3000	-
FASTON F630 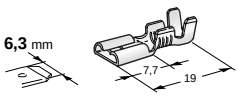	0.5÷1.5	0.4	CuZn CuZn CuZn	13.01402 19.01402 -	- - 14.01402	100 5000 5000	- - -
	1÷2.5	0.35	CuZn-Sn	-	17.01655	5000	-
	1÷2.5	0.4	CuZn-Sn CuZn CuZn CuZn CuZn-Sn CuZn-Sn	11.01400 13.01400 19.01400 - - 19.11400	- - - 14.01400 17.01400 -	200 200 5000 5000 5000 5000	10000 10000 - - - -

DISEGNO DRAWING DESSIN ZEICHNUNG	SEZIONE CAVO CABLE SECTION SECTION DU CÂBLE KABEL QUERSCHNITT mm²	SPESSORE THICKNESS EPAISSEUR DICKE mm	MATERIALE MATERIAL MATERIEL WERKSTOFF	REF. SCATOLA BOX BOÎTE SCHACHTEL	REF. BOBINA REEL BOBINE SPULE	PCS	MASTER PCS
ANTISF F630 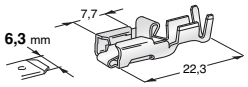	0.5÷1.5	0.4	CuZn-Sn	11.07000 -	- 17.07000	50 1500	- -
	2.5÷4	0.4	CuZn-Sn	11.07010	-	50	-
FASTON F950 C/DENTE 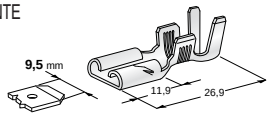	6÷10	0.4	CuZn-Sn	11.01720	-	100	-
FASTON F950 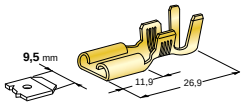	3÷6	0.5	CuZn	13.01420 19.01420	- -	100 5000	- -
FASTON F630 FLAG 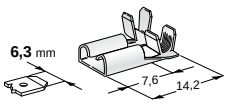	0.5÷1.5	0.4	CuZn-Sn	-	17.01530	4000	-
ANTISF F630 FLAG 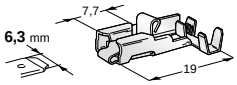	1÷2.5	0.4	CuZn-Sn	11.07020	-	50	-
FASTON F800 FLAG C/DENTE 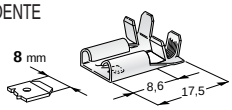	1÷2.5	0.4	CuZn-Sn	11.01680	-	50	-
FASTON F800 FLAG 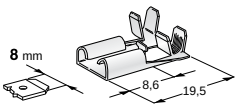	1÷2.5	0.4	CuZn-Sn	19.51145	-	1000	-
FASTON 630 2VIE 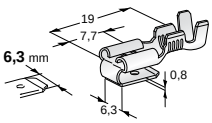	0.8÷2.5	0.4	CuZn-Sn	13.01501 19.01501	- -	100 5000	- -
FASTON 630 3VIE 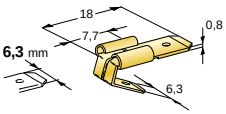	-	0.4	CuZn	13.01500 19.01500	- -	100 5000	- -
FASTON M280 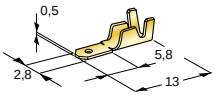	0.5÷1	0.5	CuZn	13.01418 19.01418	- -	200 5000	- -
FASTON M480 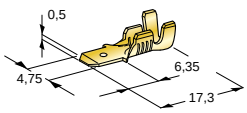	0.3÷1	0.5	CuZn	13.01417 19.01417	- -	200 5000	- -

DISEGNO DRAWING DESSIN ZEICHNUNG	SEZIONE CAVO CABLE SECTION SECTION DU CÂBLE KABEL QUERSCHNITT mm²	SPESSORE THICKNESS EPAISSEUR DICKE mm	MATERIALE MATERIAL MATERIEL WERKSTOFF	REF. SCATOLA BOX BOÎTE SCHACHTEL	REF. BOBINA REEL BOBINE SPULE	PCS	MASTER PCS
FASTON M630 C/DENTE 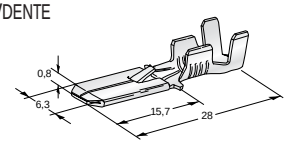	0.75÷2	0.4	CuZn-Sn	11.01660	-	100	-
			CuZn	13.01660	-	100	5000
			CuZn	19.01660	-	5000	-
			CuZn	-	14.01660	4000	-
			CuZn-Sn	-	17.01660	4000	-
	4÷6	0.4	CuZn-Sn	11.01662	-	100	1000
FASTON M630 C/DENTE 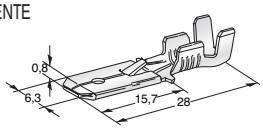	1÷2.5	0.4	CuZn	13.01665	-	100	-
				19.01665	-	5000	-
FASTON M630 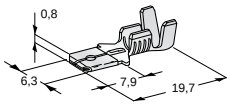	0.5÷1	0.4	CuZn	13.01411	-	100	-
				19.01411	-	5000	-
				-	14.01411	5000	-
	1÷2.5	0.4	CuZn	13.01412	-	100	5000
			CuZn	19.01412	-	5000	-
			CuZn-Sn	11.01412	-	100	5000
			CuZn-Sn	-	17.01412	5000	-
			CuZn-Sn	19.51194	-	5000	-

DISEGNO DRAWING DESSIN ZEICHNUNG	SEZIONE CAVO CABLE SECTION SECTION DU CÂBLE KABEL QUERSCHNITT mm²	SPESSORE THICKNESS EPAISSEUR DICKE mm	MATERIALE MATERIAL MATERIEL WERKSTOFF	REF. SCATOLA BOX BOÎTE SCHACHTEL	REF. BOBINA REEL BOBINE SPULE	PCS	MASTER PCS
L13 M4 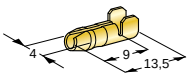	1÷2.5	0.4	CuZn	12.01000	-	100	1000
L17 F4 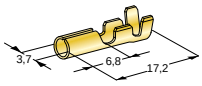	1÷2.5	0.4	CuZn	12.01070	-	100	1000
L24 F4 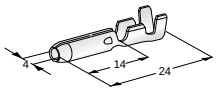	0.5÷2.5	0.4	CuZn CuZn-Sn	12.01100 -	- 17.01100	100 4000	- -
L21 F4 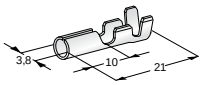	0.5÷2.5	0.4	CuZn CuZn-Sn	12.01110 -	- 17.01110	100 4000	- -
MATE-N-LOCK M2 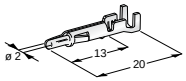	0.5÷2.5	0.3	CuZn-Sn	12.01210	-	200	-
MATE-N-LOCK F2 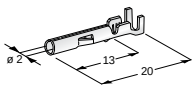	0.5÷2.5	0.3	CuZn-Sn	12.01200	-	200	-
ECONOSEAL M1.5 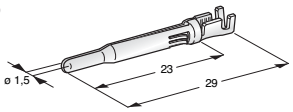	0.5÷1.5	0.3	CuZn-Sn	12.01230	-	200	-
ECONOSEAL F1.5 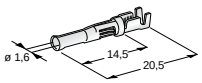	0.5÷1.5	0.3	CuZn-Sn	12.01220	-	200	-
L20 M2.1 Per temperatura acqua For water temperature Pour température de l'eau Für Wassertemperaturen 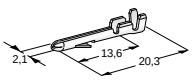	0.5÷1	0.32	CuZn-Sn	12.01150	-	200	-
L17 F2 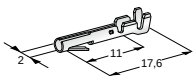	0.5÷1	0.32	CuZn-Sn	12.01160	-	200	-
L17 F2.15 Per connettori passo 3.2 For connectors pitch 3.2 Pour connecteurs pas 3.2 Für Mehrfachsteckgehäuse Abstand 3.2 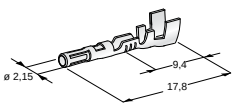	0.3÷0.5	0.125	CuBe-Sn	12.01180	-	200	-
L29 M1.6 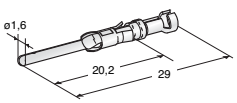	0.5÷1	0.35	CuSn-Sn	11.07960	-	100	-

DISEGNO DRAWING DESSIN ZEICHNUNG	SEZIONE CAVO CABLE SECTION SECTION DU CÂBLE KABEL QUERSCHNITT mm^2	SPESSORE THICKNESS EPAISSEUR DICKE mm	MATERIALE MATERIAL MATERIEL WERKSTOFF	REF. SCATOLA BOX BOÎTE SCHACHTEL	REF. BOBINA REEL BOBINE SPULE	PCS	MASTER PCS
L20 F1.6 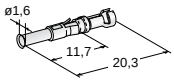	0.5÷1	0.35	CuSn-Sn	11.07970	-	100	-
L25 M3.5 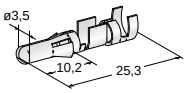	2.5÷6	0.35	CuSn-Sn	11.07980	-	50	-
	1÷2.5	0.35	CuSn-Sn	11.07990	-	50	-
L20 F3.5 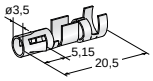	2.5÷6	0.35	CuSn-Sn	11.08000	-	50	-
L16 F1.6 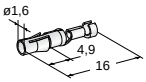	0.3÷0.6	0.3	CuZn-Sn	11.08100	-	100	-

DISEGNO DRAWING DESSIN ZEICHNUNG	DESCRIZIONE DESCRIPTION DESCRIPTION BESCHREIBUNG	SEZIONE CAVO CABLE SECTION SECTION DU CÂBLE KABEL QUERSCHNITT mm^2	SPESSORE THICKNESS EPAISSEUR DICKE mm	MATERIALE MATERIAL MATERIEL WERKSTOFF	REF. SCATOLA BOX BOÎTE SCHACHTEL	REF. BOBINA REEL BOBINE SPULE	PCS	MASTER PCS
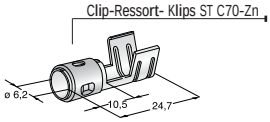	**Attacco candela con clip** Plug terminal with clip Cosse de bougie avec ressort Kerzenstecker mit Klips	7	0.5	St AISI 430	-	14.00860	2000	-
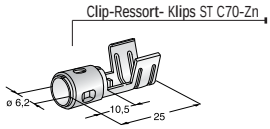	**Attacco candela con clip e dentino** Plug terminal with clip and locking notch Cosse de bougie avec ressort et griffe antieffillage Kerzenstecker mit Klips und Rastnase	7	0.5	St AISI 430	-	14.00865	2000	-
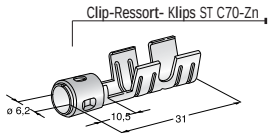	**Attacco candela con clip a doppio aggraffaggio** Plug terminal with double crimping clip Cosse de bougie avec ressort double sertissage Kerzenstecker mit Klips	7	0.5	St AISI 430	-	14.00850	2000	-
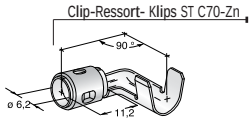	**Attacco candela 90° con clip** Plug terminal 90° with clip Cosse de bougie 90° avec ressort Kerzenstecker 90° mit Klips	7	0.5	St AISI 430	-	14.00862	1000	4000
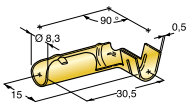	**Attacco bobina - distributore 90°** Coil - distributor 90° Bobine - distributeur 90° Spule - Verteiler 90°	7	0.5	CuZn 67	12.00880 -	- 14.00880	100 1000	- 4000
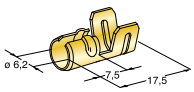	**Attacco bobina - distributore** Coil - distributor Bobine - distributeur Spule - Verteiler	7	0.5	CuZn 67	-	14.00910	2500	-
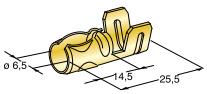	**Attacco bobina - distributore** Coil - distributor Bobine - distributeur Spule - Verteiler	7	0.5	CuZn 67	-	14.00920	2500	-
SENZA VITE 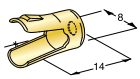	**Attacco bobina - distributore** Coil - distributor Bobine - distributeur Spule - Verteiler	7	0.5	CuZn 67	19.00830	-	5000	-
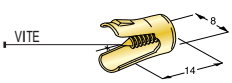	**Attacco bobina - distributore** Coil - distributor Bobine - distributeur Spule - Verteiler	7	0.5	CuZn 67	12.00831 19.00831	- -	100 5000	-

DISEGNO DRAWING DESSIN ZEICHNUNG	DESCRIZIONE KIT KIT DESCRIPTION KIT DESCRIPTION KIT BESCHREIBUNG			REF.	PCS
		MALE 6.3 mm	20 PCS	16.06940	1
		FEMALE 6.3 mm	20 PCS		
		TERMINAL COVER	10 PCS		
		TERMINAL COVER	10 PCS		
		TERMINAL COVER	10 PCS		
		TERMINAL COVER	10 PCS		
		MALE 6.3 mm	15 PCS	16.06950	1
		FEMALE 6.3 mm	15 PCS		
		ø 4.3 ø 5.4 ø 6.4 ø 8.4	15 PCS 15 PCS 15 PCS 15 PCS		
		FEMALE 6.3 mm	10 PCS	16.07000	1
		TERMINAL COVER	5 PCS		
		TERMINAL COVER	5 PCS		

DISEGNO DRAWING DESSIN ZEICHNUNG	DESCRIZIONE KIT KIT DESCRIPTION KIT DESCRIPTION KIT BESCHREIBUNG			REF.	PCS
		FEMALE 2.8 mm	100 PCS	16.06820	1
		FEMALE 4.7 mm	100 PCS		
		MALE 4.7 mm	100 PCS		
		FEMALE 6.3 mm	50 PCS		
		MALE 6.3 mm	50 PCS		
		FEMALE 9.5 mm	25 PCS		
		PIGGY BACK	20 PCS		
		MALE 6.3 mm	50 PCS		
		FEMALE 6.3 mm	50 PCS		
		ø 4.3 ø 5.4 ø 6.4	50 PCS 50 PCS 30 PCS		
		TERMINAL COVER	20 PCS		
		TERMINAL COVER	30 PCS		
		TERMINAL COVER	30 PCS		

PREISOLATI

Insulated Terminals
Cosses isolées
Isolierte Kabelschuhe

DISEGNO DRAWING DESSIN ZEICHNUNG	SEZIONE CAVO CABLE SECTION SECTION DU CÂBLE KABEL QUERSCHNITT mm^2	Øi mm	Øe mm	L mm	L1 mm	SPESSORE THICKNESS EPAISSEUR DICKE mm	MATERIALE MATERIAL MATERIEL WERKSTOFF	REF.	PCS
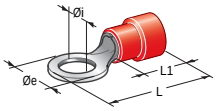	0.25÷1	3.2	5.5	18	10.5	0.75	Cu-Sn PA 66	18.53050 18.53059	100 4000
	0.25÷1	3.7	5.5	18	10.5	0.75	Cu-Sn PA 66	18.53060 18.53069	100 4000
	0.25÷1	4.3	6.6	20.1	10.5	0.75	Cu-Sn PA 66	18.53070 18.53079	100 4000
	0.25÷1	5.3	8	21.5	10.5	0.75	Cu-Sn PA 66	18.53150 18.53159	100 4000
	0.25÷1	6.4	11.6	27.4	10.5	0.75	Cu-Sn PA 66	18.53200 18.53209	100 4000
	0.25÷1	8.4	11.6	27.4	10.5	0.75	Cu-Sn PA 66	18.53250 18.53259	100 4000
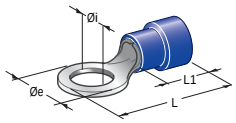	1÷2.5	3.2	6.6	18.6	11	0.8	Cu-Sn PA 66	18.57050 18.57059	100 4000
	1÷2.5	3.7	6.6	18.6	11	0.8	Cu-Sn PA 66	18.57060 18.57069	100 4000
	1÷2.5	4.3	8.5	23	11	0.8	Cu-Sn PA 66	18.57100 18.57109	100 4000
	1÷2.5	5.3	8.5	23	11	0.8	Cu-Sn PA 66	18.57150 18.57159	100 4000
	1÷2.5	6.4	12	28	11	0.8	Cu-Sn PA 66	18.57200 18.57209	100 4000
	1÷2.5	8.4	12	28	11	0.8	Cu-Sn PA 66	18.57250 18.57259	100 4000
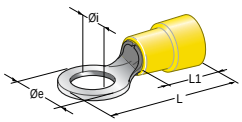	2.5÷6	4.3	7.2	23.5	14	1	Cu-Sn PA 66	18.63100 18.63109	50 3000
	2.5÷6	5.3	9.5	27	14	1	Cu-Sn PA 66	18.63150 18.63159	50 3000
	2.5÷6	6.4	12	30.5	14	1	Cu-Sn PA 66	18.63200 18.63209	50 2000
	2.5÷6	8.4	15	35.2	14	1	Cu-Sn PA 66	18.63250 18.63259	50 2000
	2.5÷6	10.4	15	35.2	14	1	Cu-Sn PA 66	18.63300 18.63309	50 500

DISEGNO DRAWING DESSIN ZEICHNUNG	SEZIONE CAVO CABLE SECTION SECTION DU CÂBLE KABEL QUERSCHNITT mm^2	Øi mm	Øe mm	L mm	L1 mm	SPESSORE THICKNESS EPAISSEUR DICKE mm	MATERIALE MATERIAL MATERIEL WERKSTOFF	REF.	PCS
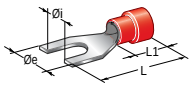	0.25÷1	3.7	6.4	21.5	10.5	0.75	Cu-Sn PA 66	18.65060 18.65069	100 4000
	0.25÷1	4.3	6.4	21.5	10.5	0.75	Cu-Sn PA 66	18.65100 18.65109	100 4000
	0.25÷1	5.3	9.5	22.2	10.5	0.75	Cu-Sn PA 66	18.65200 18.65209	100 4000
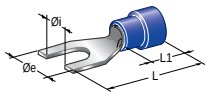	1÷2.5	3.2	5.8	22.2	11	0.8	Cu-Sn PA 66	18.66000 18.66009	100 4000
	1÷2.5	3.7	5.8	22.2	11	0.8	Cu-Sn PA 66	18.66050 18.66059	100 4000
	1÷2.5	4.3	6.4	22.7	11	0.8	Cu-Sn PA 66	18.66100 18.66109	100 4000
	1÷2.5	5.3	9.5	22.7	11	0.8	Cu-Sn PA 66	18.66200 18.66209	100 4000
	1÷2.5	6.4	12	28.4	11	0.8	Cu-Sn PA 66	18.66300 18.66309	100 4000
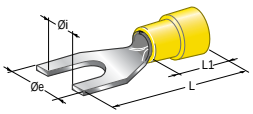	2.5÷6	4.3	8.3	27	14	1	Cu-Sn PA 66	18.67000 18.67009	50 3000
	2.5÷6	5.3	9.5	26.7	14	1	Cu-Sn PA 66	18.67100 18.67109	50 3000
	2.5÷6	6.4	12	32.7	14	1	Cu-Sn PA 66	18.67200 18.67209	50 2000

DISEGNO DRAWING DESSIN ZEICHNUNG	SEZIONE CAVO CABLE SECTION SECTION DU CÂBLE KABEL QUERSCHNITT mm²	L mm	S mm	SPESSORE THICKNESS EPAISSEUR DICKE mm	MATERIALE MATERIAL MATERIEL WERKSTOFF	REF.	PCS
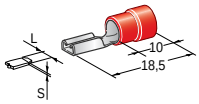	0.25÷1	2.8	0.5	0.3	CuZn-Sn PVC	18.50200 18.50209	100 1000
	0.25÷1	2.8	0.8	0.3	CuZn-Sn PVC	18.50400 18.50409	100 1000
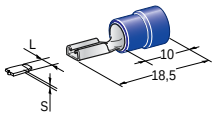	1÷2.5	2.8	0.5	0.3	CuZn-Sn PVC	18.54200 18.54209	100 1000
	1÷2.5	2.8	0.8	0.3	CuZn-Sn PVC	18.54400 18.54409	100 1000
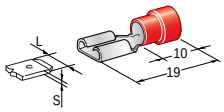	0.25÷1	4.7	0.5	0.4	CuZn-Sn PVC	18.50500 18.50509	100 1000
	0.25÷1	4.7	0.8	0.4	CuZn-Sn PVC	18.50300 18.50309	100 1000
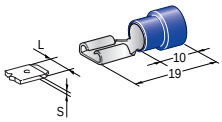	1÷2.5	4.7	0.5	0.4	CuZn-Sn PVC	18.54500 18.54509	100 1000
	1÷2.5	4.7	0.8	0.4	CuZn-Sn PVC	18.54300 18.54309	100 1000
	0.25÷1	4.7	0.5	0.4	CuZn-Sn PVC	18.51400 18.51409	100 1000
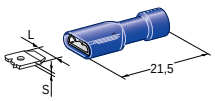	1÷2.5	4.7	0.5	0.4	CuZn-Sn PVC	18.55400 18.55409	100 1000
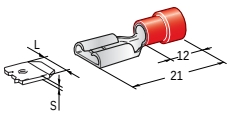	0.25÷1	6.3	0.8	0.4	CuZn-Sn PVC	18.51000 18.51009	100 1000
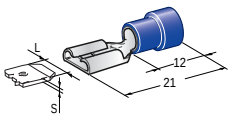	1÷2.5	6.3	0.8	0.4	CuZn-Sn PVC	18.55000 18.55009	100 1000

DISEGNO DRAWING DESSIN ZEICHNUNG	SEZIONE CAVO CABLE SECTION SECTION DU CÂBLE KABEL QUERSCHNITT mm^2	L mm	S mm	SPESSORE THICKNESS EPAISSEUR DICKE mm	MATERIALE MATERIAL MATERIEL WERKSTOFF	REF.	PCS
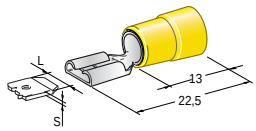	2.5÷6	6.3	0.8	0.4	CuZn-Sn PVC	18.61000 18.61009	50 500
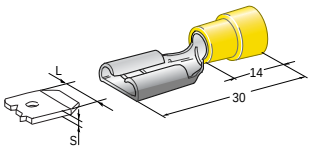	2.5÷6	9.5	1.1	0.4	CuZn-Sn PVC	18.63000 18.63009	50 500
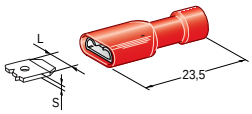	0.25÷1	6.3	0.8	0.4	CuZn-Sn PVC	18.51500 18.51509	100 1000
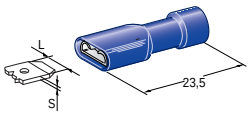	1÷2.5	6.3	0.8	0.4	CuZn-Sn PVC	18.55500 18.55509	100 1000
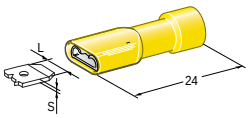	2.5÷6	6.3	0.8	0.4	CuZn-Sn PVC	18.60500 18.60509	50 500
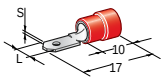	0.25÷1	2.8	-	0.8	CuZn-Sn PVC	18.50450 18.50459	100 1000
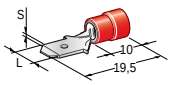	0.25÷1	4.7	-	0.5	CuZn-Sn PVC	18.50550 18.50559	100 1000
	0.25÷1	4.7	-	0.8	CuZn-Sn PVC	18.50350 18.50359	100 1000
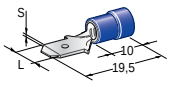	1÷2.5	4.7	-	0.5	CuZn-Sn PVC	18.54550 18.54559	100 1000
	1÷2.5	4.7	-	0.8	CuZn-Sn PVC	18.54350 18.54359	100 1000

Push on

DISEGNO DRAWING DESSIN ZEICHNUNG	SEZIONE CAVO CABLE SECTION SECTION DU CÂBLE KABEL QUERSCHNITT mm^2	L mm	S mm	SPESSORE THICKNESS EPAISSEUR DICKE mm	MATERIALE MATERIAL MATERIEL WERKSTOFF	REF.	PCS
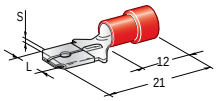	0.25÷1	6.3	-	0.8	CuZn-Sn PVC	18.52000 18.52009	100 1000
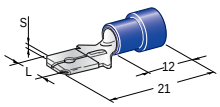	1÷2.5	6.3	-	0.8	CuZn-Sn PVC	18.56000 18.56009	100 1000
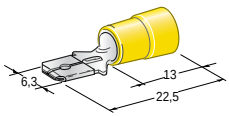	2.5÷6	6.3	-	0.8	CuZn-Sn PVC	18.62000 18.62009	100 500

Piggy back

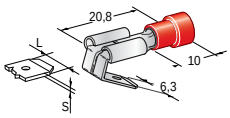	0.25÷1	6.3	0.8	0.4	CuZn-Sn PVC	18.52500 18.52509	50 1000
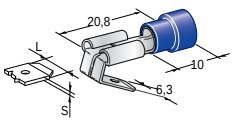	1÷2.5	6.3	0.8	0.4	CuZn-Sn PVC	18.62500 18.62509	50 1000

Self-stripping

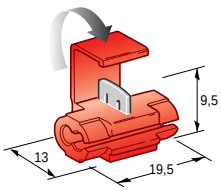	0.25÷1	-	-	-	CuZn-Sn PP	44.10090 45.10090	100 10000
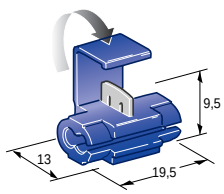	1÷2.5	-	-	-	CuZn-Sn PP	44.10091 45.10091	100 10000
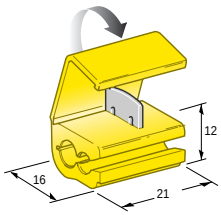	2.5÷6	-	-	-	CuZn-Sn PP	44.10092 45.10092	500 5000

DISEGNO DRAWING DESSIN ZEICHNUNG	SEZIONE CAVO CABLE SECTION SECTION DU CÂBLE KABEL QUERSCHNITT mm^2	L mm	L1 mm	SPESSORE THICKNESS EPAISSEUR DICKE mm	MATERIALE MATERIAL MATERIEL WERKSTOFF	REF.	PCS
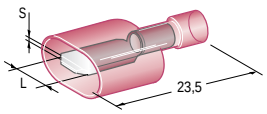	0.25÷1	6.3	-	0.8	CuZn-Sn PVC	18.52400 18.52409	50 1000
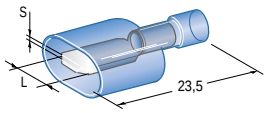	1÷2.5	6.3	-	0.8	CuZn-Sn PVC	18.56400 18.56409	50 1000
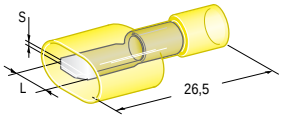	2.5÷6	6.3	-	0.8	CuZn-Sn PVC	18.62400 18.62409	25 1000
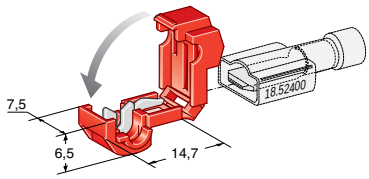	0.25÷1	-	-	-	CuZn-Sn PA 66 Vo94	44.10096 45.10096	50 1000
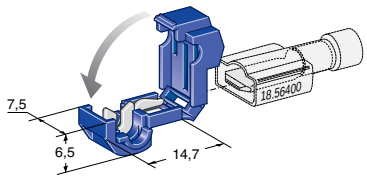	1÷2.5	-	-	-	CuZn-Sn PA 66 Vo94	44.10097 45.10097	100 1000
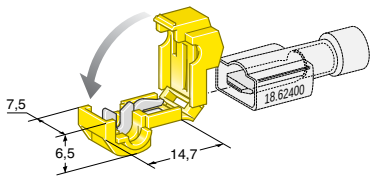	2.5÷6	-	-	-	CuZn-Sn PA 66 Vo94	44.10098 45.10098	100 1000

DISEGNO DRAWING DESSIN ZEICHNUNG	SEZIONE CAVO CABLE SECTION SECTION DU CÂBLE KABEL QUERSCHNITT mm^2	Øi mm	Øe mm	SPESSORE THICKNESS EPAISSEUR DICKE mm	MATERIALE MATERIAL MATERIEL WERKSTOFF	REF.	PCS
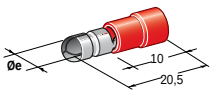	0.25÷1	-	4	0.4	CuZn-Sn PVC	18.64000 18.64009	100 1000
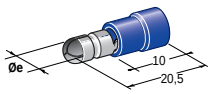	1÷2.5	-	4	0.4	CuZn-Sn PVC	18.64300 18.64309	100 1000
	1÷2.5	-	5	0.4	CuZn-Sn PVC	18.64500 18.64509	100 1000
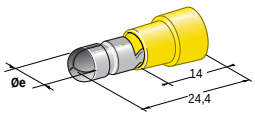	2.5÷6	-	5	0.4	CuZn-Sn PVC	18.64700 18.64709	100 500
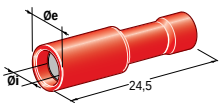	0.25÷1	3.86	6.3	0.4	CuZn-Sn PVC	18.64100 18.64109	100 1000
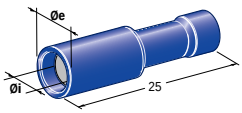	1÷2.5	3.86	6.3	0.4	CuZn-Sn PVC	18.64400 18.64409	100 1000
	1÷2.5	4.85	7	0.4	CuZn-Sn PVC	18.64600 18.64609	50 1000
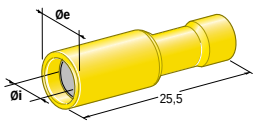	2.5÷6	4.85	7	0.4	CuZn-Sn PVC	18.64800 18.64809	50 500

Pin

DISEGNO DRAWING DESSIN ZEICHNUNG	SEZIONE CAVO CABLE SECTION SECTION DU CÂBLE KABEL QUERSCHNITT mm^2	Øi mm	Øe mm	SPESSORE THICKNESS EPAISSEUR DICKE mm	MATERIALE MATERIAL MATERIEL WERKSTOFF	REF.	PCS
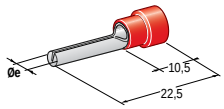	0.25÷1	-	1.9	0.75	CuZn-Sn PA 66	18.69000 18.69009	100 3000
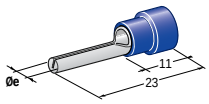	1÷2.5	-	1.9	0.8	CuZn-Sn PA 66	18.69100 18.69109	100 3000
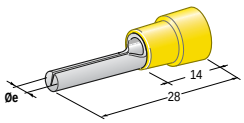	2.5÷6	-	2.7	1	CuZn-Sn PA 66	18.69200 18.69209	100 2000
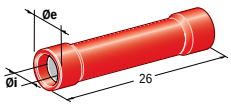	0.25÷1	1.7	4	0.4	CuZn-Sn PVC	18.68000 18.68009	100 1000
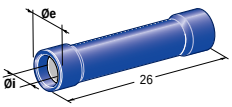	1÷2.5	2.3	4.6	0.4	CuZn-Sn PVC	18.68100 18.68109	100 1000
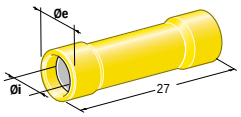	2.5÷6	3.4	6.4	0.4	CuZn-Sn PVC	18.68200 18.68209	50 500

Butt

DISEGNO DRAWING DESSIN ZEICHNUNG	SEZIONE CAVO CABLE SECTION SECTION DU CÂBLE KABEL QUERSCHNITT mm^2	A mm	B mm	C mm	D mm	SPESSORE THICKNESS EPAISSEUR DICKE mm	MATERIALE MATERIAL MATERIEL WERKSTOFF	REF.	PCS
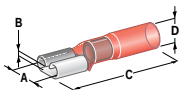	0.75÷1.25	6.35	0.8	27	4.2	0.4	CuZn-Sn PE	18.80300	100
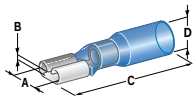	1.25÷2.5	6.35	0.8	28	4.9	0.4	CuZn-Sn PE	18.80310	100
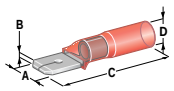	0.75÷1.25	6.35	0.8	27	4.2	-	CuZn-Sn PE	18.80280	100
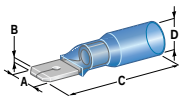	1.25÷2.5	6.35	0.8	28	4.9	-	CuZn-Sn PE	18.80290	100
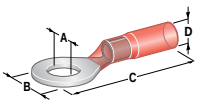	0.75÷1.25	5.3	8	27	4.2	0.8	Cu-Sn PE	18.80020	100
	0.75÷1.25	6.4	12	31	4.2	0.8	Cu-Sn PE	18.80030	100
	0.75÷1.25	8.4	12	31	4.2	0.8	Cu-Sn PE	18.80040	100
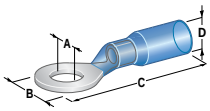	1.25÷2.5	4.3	8.5	28	4.9	0.8	Cu-Sn PE	18.80060	100
	1.25÷2.5	5.3	9.5	29	4.9	0.8	Cu-Sn PE	18.80070	100
	1.25÷2.5	6.4	12	33	4.9	0.8	Cu-Sn PE	18.80080	100
	1.25÷2.5	8.4	12	34	4.9	0.8	Cu-Sn PE	18.80090	100
	1.25÷2.5	10.5	15	37	4.9	0.8	Cu-Sn PE	18.80100	100

DISEGNO DRAWING DESSIN ZEICHNUNG	SEZIONE CAVO CABLE SECTION SECTION DU CÂBLE KABEL QUERSCHNITT mm^2	A mm	B mm	C mm	D mm	SPESSORE THICKNESS EPAISSEUR DICKE mm	MATERIALE MATERIAL MATERIEL WERKSTOFF	REF.	PCS
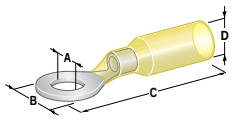	2.5÷6	5.3	9.5	34	6.4	1	Cu-Sn PE	18.80120	50
	2.5÷6	6.4	12	37	6.4	1	Cu-Sn PE	18.80130	50
	2.5÷6	8.4	15	43	6.4	1	Cu-Sn PE	18.80140	50
	2.5÷6	10.5	15	43	6.4	1	Cu-Sn PE	18.80150	50
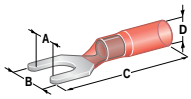	0.75÷1.25	4.3	7	27	4.2	0.8	Cu-Sn PE	18.80160	100
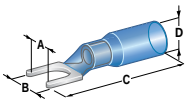	1.25÷2.5	4.3	6.4	28	4.9	0.8	Cu-Sn PE	18.80180	100
	1.25÷2.5	5.3	8	28	4.9	0.8	Cu-Sn PE	18.80190	100
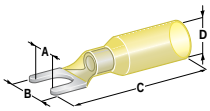	2.5÷6	4.3	9	32	6.4	1	Cu-Sn PE	18.80200	100
	2.5÷6	5.3	9	32	6.4	1	Cu-Sn PE	18.80210	100
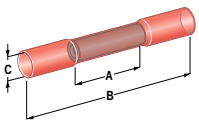	0.75÷1.25	15	37	4.2	-	0.8	Cu-Sn PE	18.80230	100
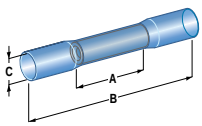	1.25÷2.5	15	37	4.9	-	0.8	Cu-Sn PE	18.80240	100
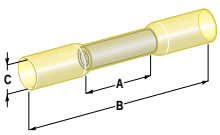	2.5÷6	15	41	6.4	-	0.8	Cu-Sn PE	18.80250	50

DISEGNO DRAWING DESSIN ZEICHNUNG	DESCRIZIONE KIT KIT DESCRIPTION KIT DESCRIPTION KIT BESCHREIBUNG			REF.	MASTER PCS
		ø 4.3 ø 5.4 ø 6.4	50 PCS 50 PCS 40 PCS	18.60000	1
		ø 4.3 ø 5.4 ø 6.4 ø 8.4	50 PCS 50 PCS 40 PCS 40 PCS		
		ø 6.4 ø 8.4	20 PCS 20 PCS		
		MALE 6.3 mm	40 PCS		
		MALE 6.3 mm	40 PCS		
		FEMALE 6.3 mm	40 PCS		
		FEMALE 6.3 mm	70 PCS		
		FEMALE 6.3 mm	70 PCS		
		ø 4.3 ø 5.3	40 PCS 40 PCS	16.06855	1
		ø 4.3 ø 5.3 ø 6.4	40 PCS 40 PCS 40 PCS		
		ø 8.4	25 PCS		
		FEMALE 6.3 mm	40 PCS		
		FEMALE 6.3 mm	40 PCS		

PINZE AGGRAFFAGGIO

Crimping Tools
Pinces à Sertir
Quetschzange

PINZE AGGRAFFAGGIO
CRIMPING TOOLS - PINCES SERTISSAGE - QUETSCHZANGE

DISEGNO DRAWING DESSIN ZEICHNUNG	SEZIONE CAVO CABLE SECTION SECTION DU CÂBLE KABEL QUERSCHNITT mm²	LUNGHEZZA LENGHTH LONGUEUR LÄNGE mm	PESO WEIGHT POIDS GEWICHT g	REF.	PCS
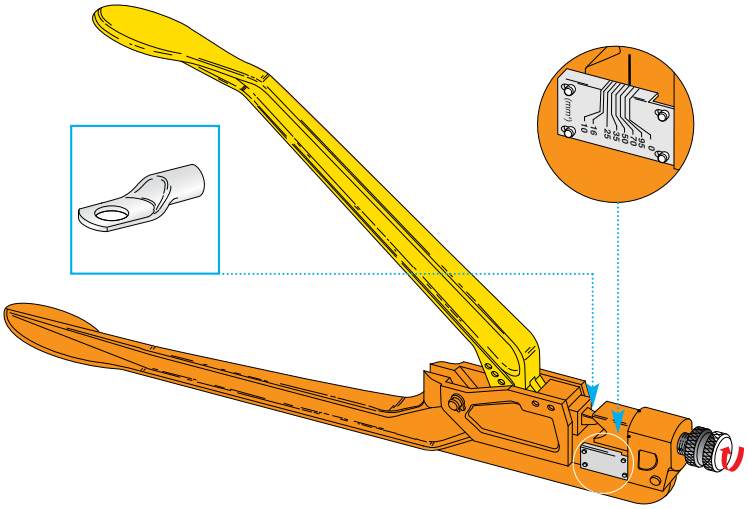	10÷95	565÷585	2916	96.02490	1
PINZA SENZA PUNZONI E INCUDINI *CRIMPING TOOL WITHOUT PUNCHES AND ANVILS* *PINCE POUR SERTISSAGE SANS POINCOS ET ENCLUMES* *ZANGE OHNE STEMPEL UND AMBOSS* 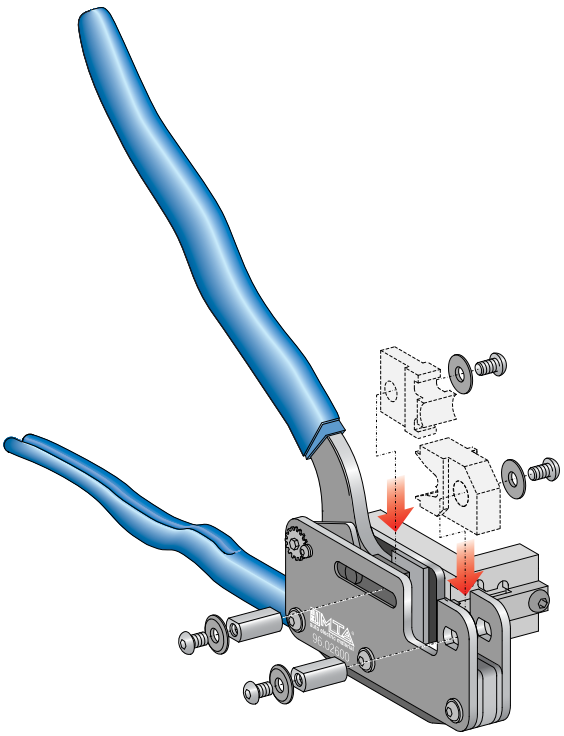	-	345	1085	96.02610	1

TERMINALI TERMINALS COSSES KABELSCHUHE		INCUDINI ANVILS ENCLUMES AMBOSS	REF.	PCS	PUNZONI PUNCHES POINCOS STEMPEL	REF.	PCS
MALE 4 mm²	11.07675 11.07700	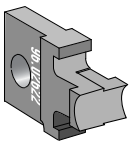	96.02622	1	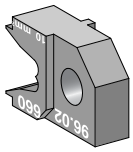	96.02660	1
MALE 6 mm²	11.07685 11.07710	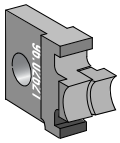	96.02621	1	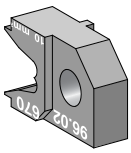	96.02670	1
MALE 8 mm²	11.07685 11.07710	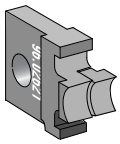	96.02621	1	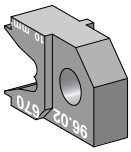	96.02670	1
MALE 10 mm²	11.07690 11.07720	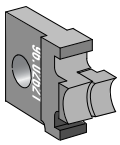	96.02621	1	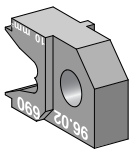	96.02690	1
MALE 16 mm²	11.07690 11.07720	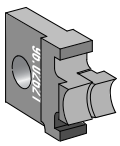	96.02621	1	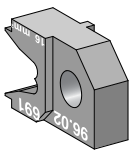	96.02691	1
FEMALE 4 mm²	11.07660	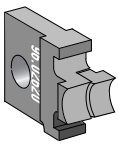	96.02620	1	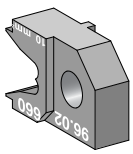	96.02660	1
FEMALE 6 mm²	11.07660	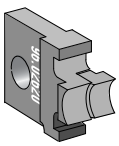	96.02620	1	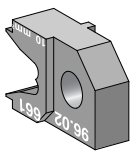	96.02661	1
FEMALE 8÷10 mm²	11.07670	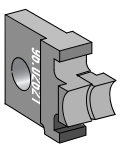	96.02621	1	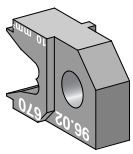	96.02670	1
FEMALE 16 mm²	11.07671	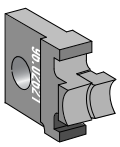	96.02621	1	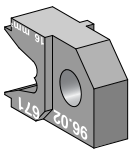	96.02671	1

PINZE AGGRAFFAGGIO
CRIMPING TOOLS - PINCES SERTISSAGE - QUETSCHZANGE

DISEGNO DRAWING DESSIN ZEICHNUNG	SEZIONE CAVO CABLE SECTION SECTION DU CÂBLE KABEL QUERSCHNITT mm²	REF.	PCS
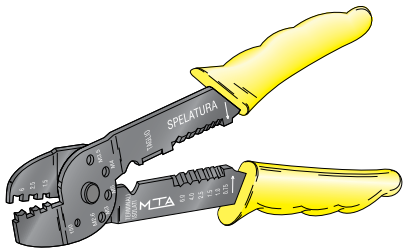	1.5÷6	96.02450	1
PROFESSIONAL TYPE 	1.5÷6	96.02454	1
PROFESSIONAL TYPE 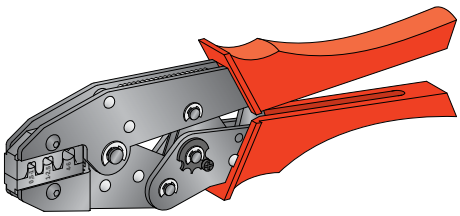	0.5÷6	96.02455	1
	0.25÷1 1÷2.5 2.5÷6	96.02460	1
PROFESSIONAL TYPE 	0.25÷1 1÷2.5 2.5÷6	96.02464	1
PROFESSIONAL TYPE 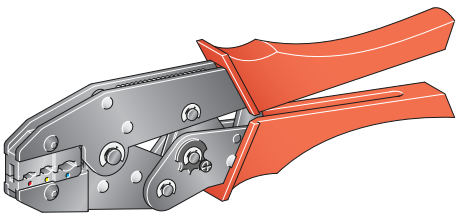	0.25÷1 1÷2.5 2.5÷6	96.02500	1

CAPPUCCI ISOLANTI

Insulating Caps
Capuchons Isolants
Isolierkappe

CAPPUCCI ISOLANTI
INSULATING CAPS - CAPUCHONS ISOLANTS - ISOLIERKAPPE

DISEGNO DRAWING DESSIN ZEICHNUNG	DESCRIZIONE DESCRIPTION DESCRIPTION BESCHREIBUNG	MATERIALE MATERIAL MATERIEL WERKSTOFF	REF.	PCS
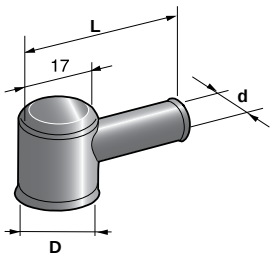	Isolante a pipa Insulating cap Cappuchon isolant Isolierkappe Pfeifenform	PVC Nero Black Noir Schwarz		
	L=37 d=6 D=11		44.10300	100
	L=41 d=7.5 D=15		44.10310	100
	L=61 d=9 D=16		44.10320	100
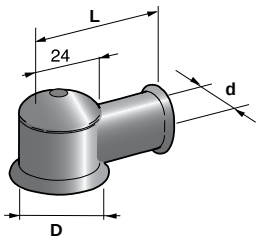	Cappuccio serrafilo alternatore Alternator Cap Capuchon pour alternateur Isolierkappe Lichtmaschine	CR60 Nero Black Noir Schwarz		
	L=48 d=11 D=21		44.10400	10
			45.10400	500
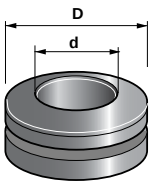	Passacavo Fair-lead chaumard Kabeldurchführung	PVC Nero Black Noir Schwarz		
	d=7 D=16		44.10350	250
	d=9 D=16.5		44.10360	250

ATTACCHI CANDELA BOBINA - DISTRIBUTORE

Spark/Coil/Distributor Plugs
Embouts Bougie/Bobine/Distributeur
Kerze/Spule/Verteiler Stecker

With Suppressor

DISEGNO DRAWING DESSIN ZEICHNUNG	CONNESSIONE CONNECTIONS CONNEXIONS VERBINDUNGEN	ISOLAMENTO INSULATION ISOLATION ISOLIERUNG	RESISTENZA RESISTANCE RESISTANCE WIDERSTAND	REF.		PCS
				CARBON RESISTOR	WIRE WOUND RESISTOR	
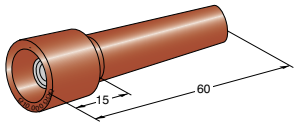		PBT GF 20	10.000 Ω 5.000 Ω 1.000 Ω	10.00600 - 10.00620	- 10.00618 -	50 50 50
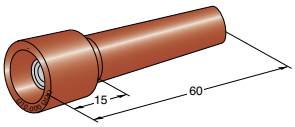		PBT GF 20	10.000 Ω 1.000 Ω	10.00700 10.00720	- 10.00729	50 50
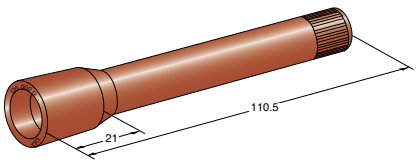	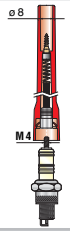	PBT GF 20	10.000 Ω 5.000 Ω	10.00706 -	- 10.00718	25 25
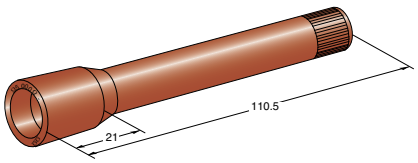		PBT GF 20	10.000 Ω	-	10.50030	25
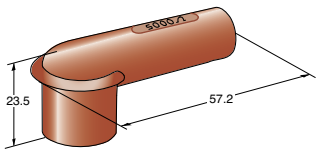	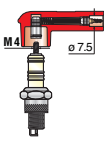	PBT GF 20	1.000 Ω	-	10.00724	30
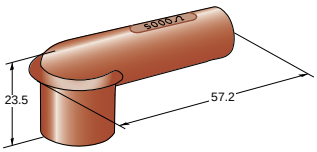	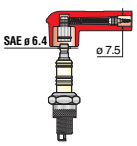	PBT GF 20	10.000 Ω 5.000 Ω 1.000 Ω	10.00603 10.00613 10.00623 -	- - - 10.50025	30 30 30 50
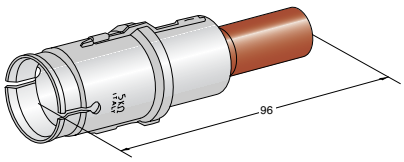	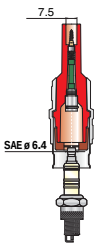	PBT GF 30 VO	10.000 Ω	-	10.00748	10

DISEGNO DRAWING DESSIN ZEICHNUNG	CONNESSIONE CONNECTIONS CONNEXIONS VERBINDUNGEN	APPLICAZIONI APPLICATIONS APPLICATIONS ANWENDUNGEN	ISOLAMENTO INSULATION ISOLATION ISOLIERUNG	RESISTENZA RESISTANCE RESISTANCE WIDERSTAND	REF.	PCS
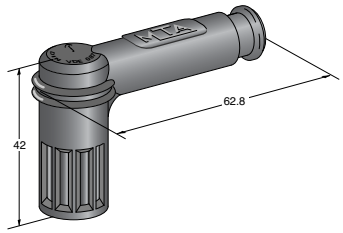	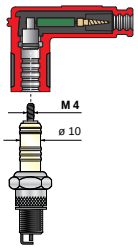	DUCATI CAGIVA DERBI	EPDM Nero Black Noir Schwarz	5.000 Ω	10.00900 19.00900	5 500
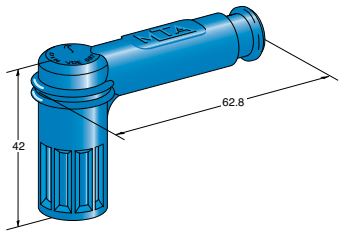	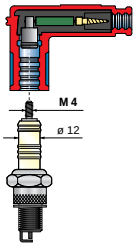	BETAMOTOR ITALJET APRILIA BENELLI RIZZATO	EPDM Blu Blue Bleu Blau	5.000 Ω	10.00910 19.00910	5 500
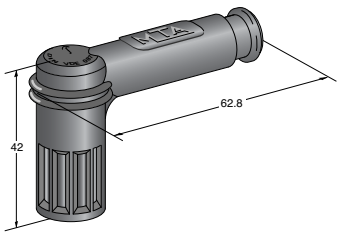	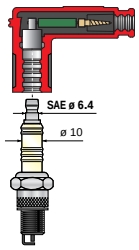	-	EPDM Nero Black Noir Schwarz	5.000 Ω	10.00920 19.00920	5 500
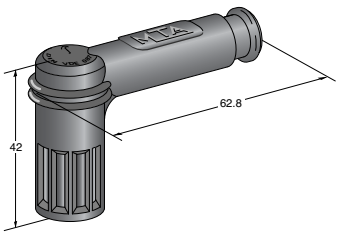	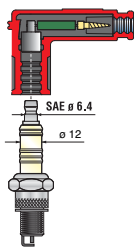	-	EPDM Nero Black Noir Schwarz	5.000 Ω	10.00930 19.00930	5 500
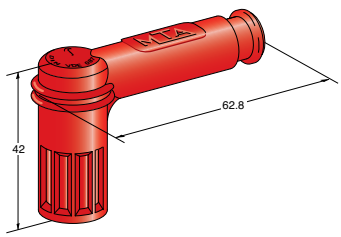	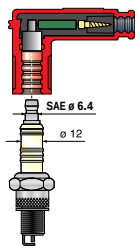	MOTO GUZZI	EPDM Rosso Red Rouge Rot	5.000 Ω	19.00940	500

DISEGNO DRAWING DESSIN ZEICHNUNG	CAVO CABLE CÂBLE KABEL mm	MATERIALE MATERIAL MATERIEL WERKSTOFF	REF.		PCS
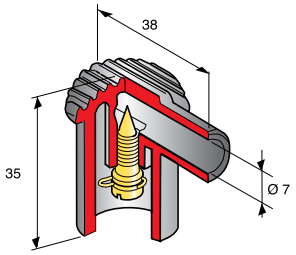	7	PVC Nero Black Noir Schwarz CuZn	12.00580	-	50
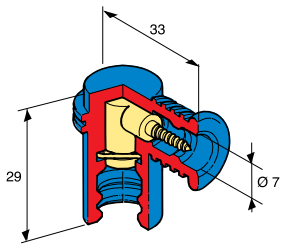	7	EPDM Blu Blue Bleu Blau CuZn	12.00590 -	- 19.00590	50 1000

INTERRUTTORI

Switches
Interrupteurs
Schalter

DISEGNO DRAWING DESSIN ZEICHNUNG	APPLICAZIONE APPLICATIONS APPLICATIONS ANWENDUNGEN	REF.	PCS
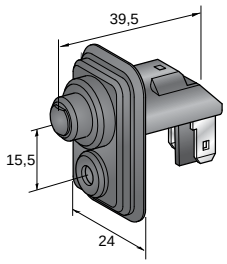	FIAT BRAVO • BRAVA • PALIO **Portiere** Doors Portières Türen	42.09652	1
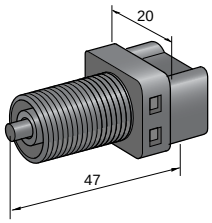	RENAULT TWINGO • CLIO • LAGUNA • TRAFFIC • EXPRESS **LUCI STOP** Stop lights Feux de stop Bremsleuchte	42.09654	1
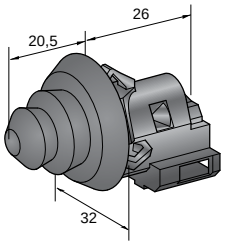	RENAULT KANGOO IVECO DAILY **Multifunzionale** Multifunctional Multifonctionnel Multifunktion	42.09655	1
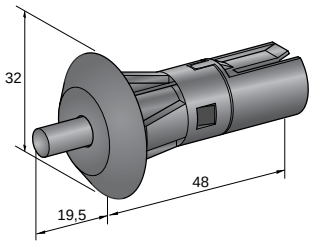	RENAULT TWINGO • CLIO • LAGUNA • SAFRANE • ESPACE • EXPRESS **Portiere** Doors Portières Türen	42.09656	1
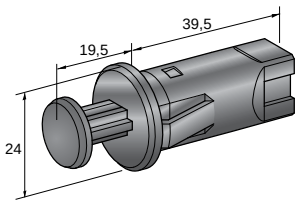	RENAULT CLIO **Bagagliaio** Boot Coffre a bagages Kofferraum	42.09657	1

DISEGNO DRAWING DESSIN ZEICHNUNG	APPLICAZIONE APPLICATIONS APPLICATIONS ANWENDUNGEN	REF.	PCS
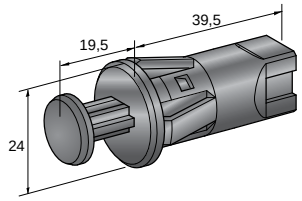	RENAULT TWINGO • MEGANE **Bagagliaio** Boot Coffre a bagages Kofferraum	42.09658	1
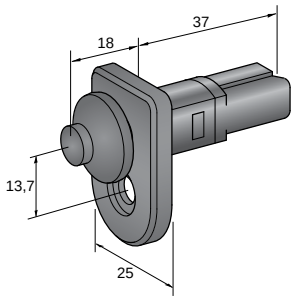	NED - CAR (Mitsubishi - Volvo) **Portiere** Doors Portières Türen	42.09662	1
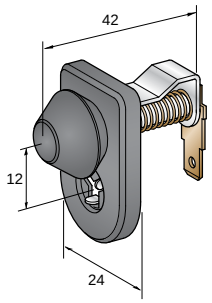	NED - CAR (Mitsubishi - Volvo) **Portiere** Doors Portières Türen	42.09663	1
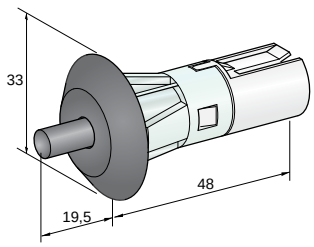	PEUGEOT **Portiere** Doors Portières Türen	42.09665	1
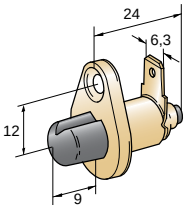	INNOCENTI - LANCIA **Bagagliaio** Boot Coffre a bagages Kofferraum	42.09400	1

DISEGNO DRAWING DESSIN ZEICHNUNG	APPLICAZIONE APPLICATIONS APPLICATIONS ANWENDUNGEN	REF.	PCS
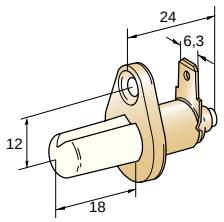	LANCIA DELTA **Portiere** Doors Portières Türen	42.09420	1
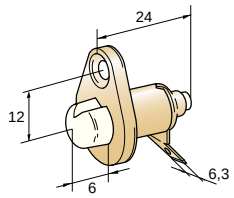	FIAT 128 • 124 SPYDER • 238 **Portiere** Doors Portières Türen	42.09430	1
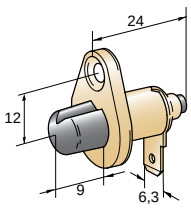	AUTOBIANCHI A 112 **Portiere** Doors Portières Türen	42.09440	1
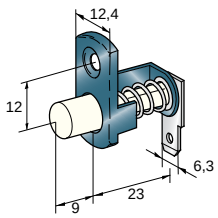	FIAT RITMO • PANDA • 131 • 132 • 128 **Portiere** Doors Portières Türen	42.09500	1
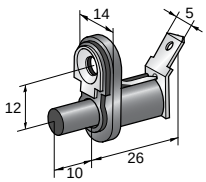	RENAULT **Portiere** Doors Portières Türen	42.09510	1

DISEGNO DRAWING DESSIN ZEICHNUNG	APPLICAZIONE APPLICATIONS APPLICATIONS ANWENDUNGEN	REF.	PCS
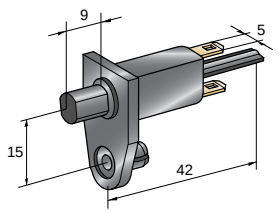	FIAT UNO **Portiere** Doors Portières Türen	42.09520	1
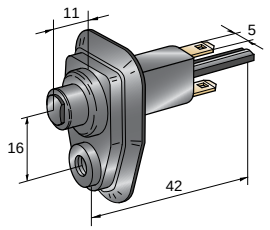	FIAT / CROMA LANCIA / THEMA **Portiere** Doors Portières Türen	42.09530	1
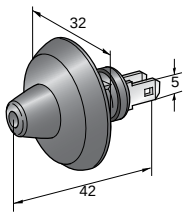	RENAULT **Portiere** Doors Portières Türen	42.09540	1
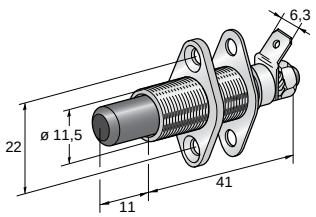	**Sistemi antifurto, portiere, portelloni** Autoalarm, doors, tailgates Dispositfs antivol, portières, hayons arrières Autoalarm, türen, hecktüren	42.09570	1
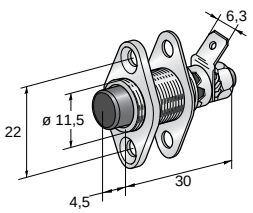	**Sistemi antifurto, portiere, portelloni** Autoalarm, doors, tailgates Dispositfs antivol, portières, hayons arrières Autoalarm, türen, hecktüren	42.09580	1

DISEGNO DRAWING DESSIN ZEICHNUNG	APPLICAZIONE APPLICATIONS APPLICATIONS ANWENDUNGEN	REF.	PCS
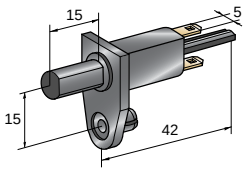	ALFA ROMEO 164 **Bagagliaio** Boot Coffre a bagages Kofferraum	42.09590	1
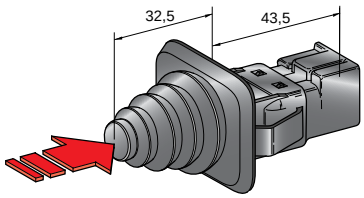	FIAT TIPO • TEMPRA **Portiere** Doors Portières Türen	42.09610	1
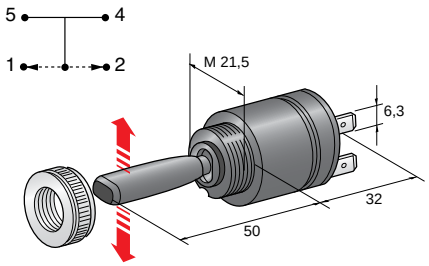	**Deviatore luci per trattori** Tractor light Feux de tracteur Leuchten für traktoren	42.08800	1
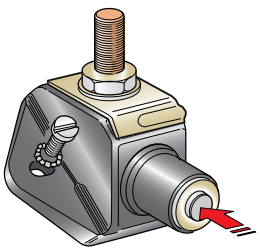	FIAT 126 **Motorino di avviamento** Starter Demarreur Anlasser	42.08702	1

DISEGNO DRAWING DESSIN ZEICHNUNG	APPLICAZIONE APPLICATIONS APPLICATIONS ANWENDUNGEN	REF.	PCS
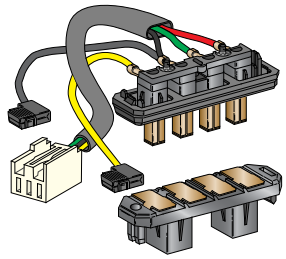	AUTOBIANCHI Y10 Contatto mobile Movable contact Contact mobile Beweglicher kontakt	42.09630	1
	AUTOBIANCHI Y10 Contatto fisso Fixed contact Contact fixe Feststehender kontakt	42.09631	1
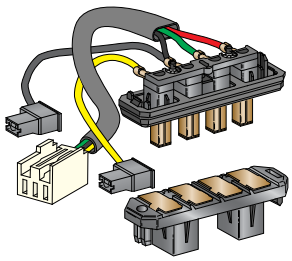	FIAT CINQUECENTO Contatto mobile Movable contact Contact mobile Beweglicher kontakt	42.09667	1
	FIAT CINQUECENTO Contatto fisso Fixed contact Contact fixe Feststehender kontakt	42.09666	1
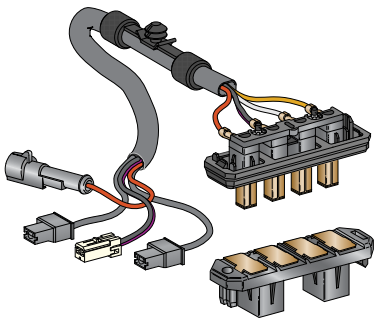	FIAT SEICENTO Contatto mobile Movable contact Contact mobile Beweglicher kontakt	42.09668	1
	FIAT SEICENTO Contatto fisso Fixed contact Contact fixe Feststehender kontakt	42.09669	1
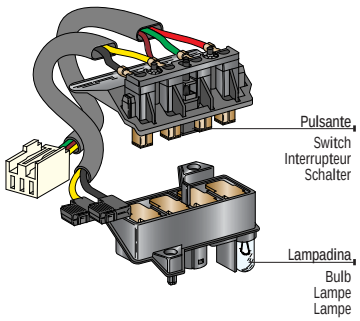	FIAT UNO Contatto mobile con pulsante Movable contact with switch Contact mobile avec interrupteur Beweglicher kontakt mit schalter	42.09633	1
	FIAT UNO Contatto fisso con lampadina Fixed contact with bulb Contact fixe avec lampe Feststehender kontakt mit lampe	42.09632	1
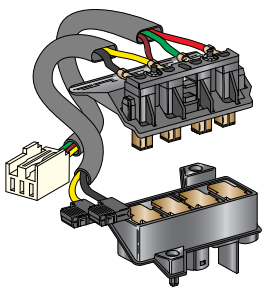	FIAT UNO Contatto mobile senza pulsante Movable contact without switch Contact mobile sans interrupteur Beweglicher kontakt ohne schalter	42.09634	1
	FIAT UNO Contatto fisso senza pulsante Fixed contact without switch Contact fixe sans interrupteur Feststehender kontakt ohne schalter	42.09635	1

DISEGNO DRAWING DESSIN ZEICHNUNG	APPLICAZIONE APPLICATIONS APPLICATIONS ANWENDUNGEN	REF.	PCS
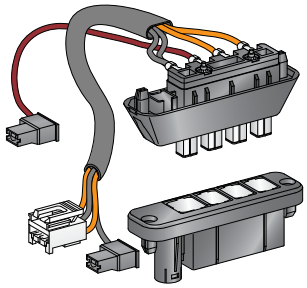	FIAT PUNTO Contatto mobile senza pulsante Movable contact without switch Contact mobile sans interrupteur Beweglicher kontakt ohne schalter	42.09637	1
	FIAT PUNTO Contatto fisso Fixed contact Contact fixe Feststehender kontakt	42.09638	1
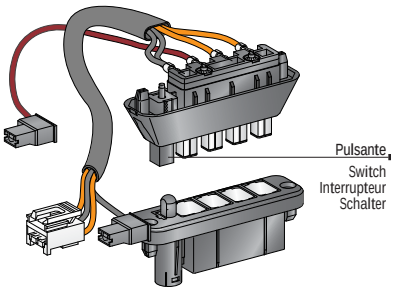	FIAT PUNTO Contatto mobile con pulsante Movable contact with switch Contact mobile avec interrupteur Beweglicher kontakt mit schalter	42.09639	1
	FIAT PUNTO Contatto fisso Fixed contact Contact fixe Feststehender kontakt	42.09640	1
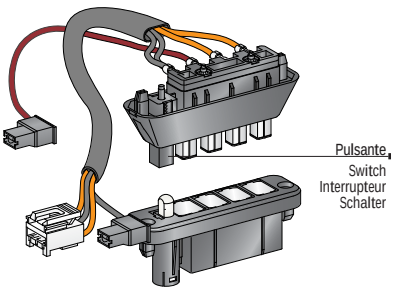	FIAT PUNTO Contatto mobile con pulsante Movable contact with switch Contact mobile avec interrupteur Beweglicher kontakt mit schalter	42.09639	1
	FIAT PUNTO Contatto fisso per antifurto Fixed contact Contact fixe Feststehender kontakt	42.09641	1
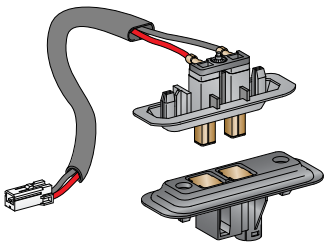	FIAT BRAVO/BRAVA Contatto mobile (2 contatti) Movable contact (2 contacts) Contact mobile (2 contatcts) Beweglicher kontakt (2 kontakte)	42.09647	1
	FIAT BRAVO/BRAVA Contatto fisso (2 contatti) Fixed contact (2 contacts) Contact fixe (2 contacts) Feststehender kontakt (2 kontakte)	42.09646	1
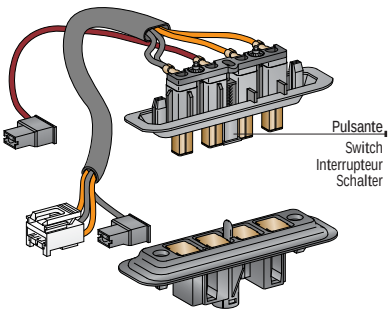	FIAT BRAVO/BRAVA Contatto mobile con pulsante Movable contact with switch Contact mobile avec interrupteur Beweglicher kontakt mit schalter	42.09648	1
	FIAT BRAVO/BRAVA Contatto fisso Fixed contact Contact fixe Feststehender kontakt	42.09649	1

DISEGNO DRAWING DESSIN ZEICHNUNG	APPLICAZIONE APPLICATIONS APPLICATIONS ANWENDUNGEN	REF.	PCS
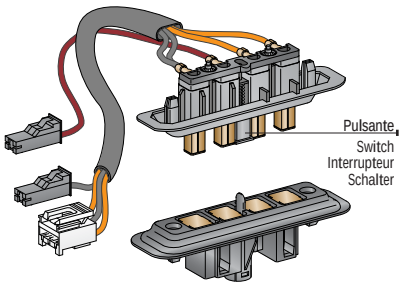	FIAT BRAVO/BRAVA Contatto mobile con pulsante Movable contact with switch Contact mobile avec interrupteur Beweglicher kontakt mit schalter	42.09650	1
	FIAT BRAVO/BRAVA Contatto fisso Fixed contact Contact fixe Feststehender kontakt	42.09649	1
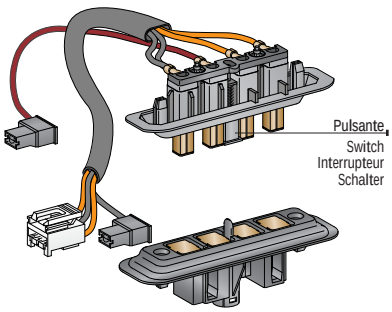	FIAT BRAVA Contatto mobile con pulsante Movable contact with switch Contact mobile avec interrupteur Beweglicher kontakt mit schalter	42.09648	1
	FIAT BRAVA Contatto fisso (solo per antifurto) Fixed contact (for autoalarm only) Contact fixe (pour antivol seulement) Feststehender kontakt (nur für autoalarm)	42.09651	1
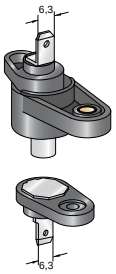	FIAT Luce targa - furgoni Number plate lights - vans Feux plaque - fourgons Nummernschieldbeleuchtung - lkw Contatto mobile Movable contact Contact mobile Beweglicher kontakt	42.08150	1
	FIAT Luce targa - furgoni Number plate lights - vans Feux plaque - fourgons Nummernschieldbeleuchtung - lkw Contatto fisso Fixed contact Contact fixe Feststehender kontakt	42.08151	1

FISSAGGIO CAVI

Cable Fixing
Fixation des Cables
Kabeln Befestigung

Self extinguishing Cable ties

DISEGNO DRAWING DESSIN ZEICHNUNG	MATERIALE MATERIAL MATERIEL WERKSTOFF	TEMP. ESERCIZIO OPERATION TEMP. T. min / T. max	TENUTA ALLA FIAMMA FLAME RESISTANCE	L mm	S mm	Ø mm	Kg mm	REF.	PCS
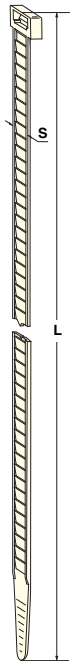	PA 66 V2 Bianco White Blanc Weiß	-40°C +85°C	UL 94 V2	72	2.2	15	7	46.21100	100
				98	2.5	20	8	46.21110	100
				135	2.6	25	8	46.21120	100
				200	2.6	50	8	46.21130	100
				140	3.6	30	13	46.21140	100
				290	3.6	75	13	46.21150	100
				160	4.5	36	18	46.21160	100
				178	4.8	40	22	46.21170	100
				200	4.8	50	22	46.21180	100
				250	4.8	62	22	46.21190	100
				290	4.8	75	22	46.21200	100
				360	4.8	100	22	46.21210	100
				120	7.8	20	54	46.21220	100
				240	7.8	50	54	46.21240	100
				365	7.8	100	54	46.21260	100
				450	7.8	125	54	46.21270	100
				540	7.8	150	54	46.21280	100
				750	7.8	200	54	46.21290	100
	PA 66 V2 Nero Black Noir Schwarz	-40°C +85°C	UL 94 V2	72	2.2	15	7	46.21400	100
				98	2.5	20	8	46.21410	100
				135	2.6	25	8	46.21420	100
				200	2.6	50	8	46.21430	100
				140	3.6	30	13	46.21440	100
				290	3.6	75	13	46.21450	100
				160	4.5	36	18	46.21460	100
				178	4.8	40	22	46.21470	100
				200	4.8	50	22	46.21480	100
				250	4.8	62	22	46.21490	100
				290	4.8	75	22	46.21500	100
				360	4.8	100	22	46.21510	100
				120	7.8	20	54	46.21520	100
				180	7.8	40	54	46.21530	100
				240	7.8	50	54	46.21540	100
				300	7.8	77	54	46.21550	100
				365	7.8	100	54	46.21560	100
				450	7.8	125	54	46.21570	100
				540	7.8	150	54	46.21580	100
				750	7.8	200	54	46.21590	100

DISEGNO DRAWING DESSIN ZEICHNUNG	DESCRIZIONE DESCRIPTION DESCRIPTION BESCHREIBUNG	MATERIALE MATERIAL MATERIEL WERKSTOFF	L mm	S mm	Ø mm	Sp. mm	REF.	PCS
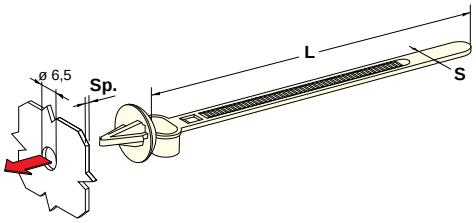	**Fascetta riapribile e ripristinabile** Releasable and reusable tie Collier de serrage ouvrable Wiederlösbares Kabelband	PA 66 V2 - UL94	140 100	6.5 6	6÷35 2÷16	0.6÷2 0.6÷1.5	46.21051 46.21052	200 200
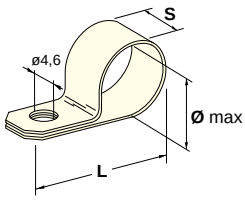	**Fascette in nylon per fissaggio cavi e tubi** Nylon fixing hose clamps for cables and tubes Collier de serrage en nylon pour cables et tuyaux Nylon Schellen für Kabel und Schläuche	PA 66	19.8 22 22 24 31 34.3 35 43	9.6 10 10 12 12 12 12 12	4.8 6.35 7.9 9.5 12.7 15.8 19.4 25.4	- - - - - - - -	46.12110 46.12120 46.12130 46.12140 46.12150 46.12160 46.12170 46.12180	100 100 100 100 100 100 100 100



TAPPI

Caps
Bouchons
Verschlüsse

Radiator and float chamber

DISEGNO DRAWING DESSIN ZEICHNUNG	MATERIALE MATERIAL MATERIEL WERKSTOFF	APPLICAZIONI APPLICATIONS APPLICATIONS ANWENDUNGEN	VALVE SETTING Bar	REF.	PCS
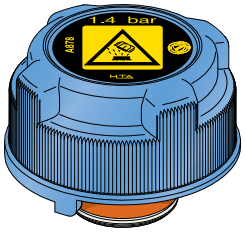	PP GF 30 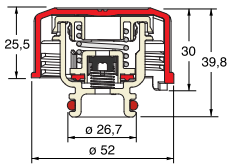	Tappo a tenuta radiale LANCIA FIAT	Pression 1.4 Depression 0.02÷0.07	50.14877 50.56000	1 500
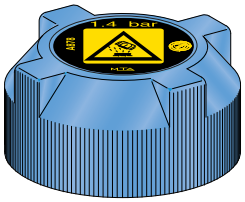	PP GF 30 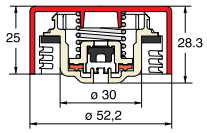	FIAT	Pression 1.4 Depression 0.02÷0.07	50.14873 50.50103	1 600
	PP GF 30 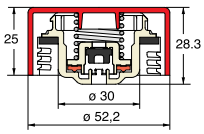	DERBI PEUGEOT	Pression 1.2 Depression 0.02÷0.07	50.14866 50.50124	1 600
	PP GF 30 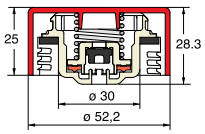	ALFA ROMEO DAEWOO (POLONEZ) FIAT - LANCIA FIAT - IVECO APRILIA ATALA ITALJET GOLDONI	Pression 1.0 Depression 0.02÷0.07	50.14861 51.14861	1 600
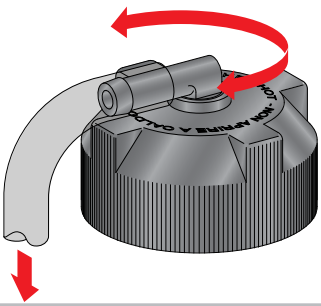	PP GF 30 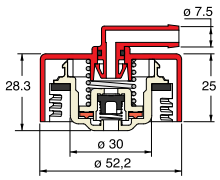	ALFA ROMEO - FIAT LANCIA FIAT - IVECO NEW HOLLAND APRILIA - FANTIC GARELLI	Pression 1.0 Depression 0.02÷0.07	50.14901 51.14901	1 600
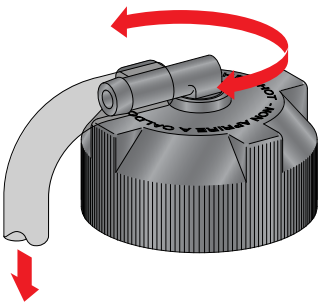	PP GF 30 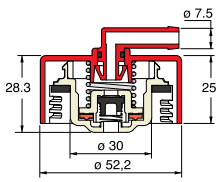	IVECO (EURO CARGO) NEW HOLLAND	Pression 0.5 Depression 0.02÷0.07	50.14900 50.50090	1 600

DISEGNO DRAWING DESSIN ZEICHNUNG	MATERIALE MATERIAL MATERIEL WERKSTOFF	APPLICAZIONI APPLICATIONS APPLICATIONS ANWENDUNGEN	VALVE SETTING Bar	REF.	PCS
	PP GF 30 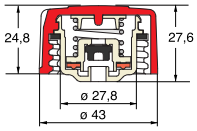	PIAGGIO GILERA LAVERDA MBK	Pression 0.9 Depression 0.02÷0.07	50.14863 50.50097	1 270
	PP GF 30 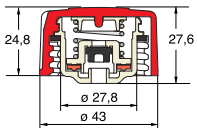	YAMAHA DERBI	Pression 1.1 Depression 0.02÷0.07	50.50121	270
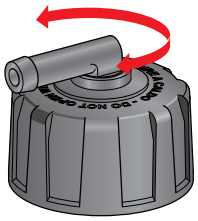	PP GF 30 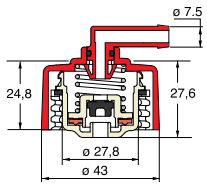	CAGIVA MBK MV AGUSTA YAMAHA AUGUSTA	Pression 1.1 Depression 0.02÷0.07	50.50116	270
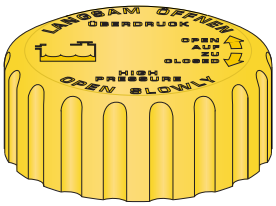	PP GF 30	OPEL	Pression 1.2	50.14871	1
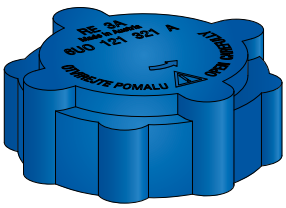	PP GF 30	SKODA	Pression 1.0	50.14872	1
	PP GF 30	VOLKSWAGEN - SEAT	Pression 1.4	50.14868	1

TAPPI
CAPS - BOUCHONS - VERSCHLÜSSE

DISEGNO DRAWING DESSIN ZEICHNUNG	MATERIALE MATERIAL MATERIEL WERKSTOFF	APPLICAZIONI APPLICATIONS APPLICATIONS ANWENDUNGEN	VALVE SETTING Bar	REF.	PCS
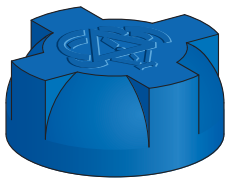	PP GF 30	AUDI - VOLKSWAGEN	Pression 1.2	50.14867	1
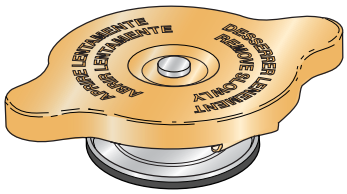	Componenti e molla Acciaio Inox Components and spring Inox steel	NC Normale corto ALFA ROMEO - AUDI CITROEN - FIAT MERCEDES - OPEL PEUGEOT - POLSKI (FIAT) SIMCA - SKODA TOYOTA	Pression 0.35 Depression 0.01 $^{+0.04}$	50.14490	10
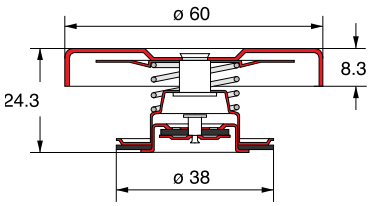		NC Normale corto ALFA ROMEO - AUDI OPEL - PEUGEOT IVECO	Pression 0.7 Depression 0.01 $^{+0.03}$	50.14731	10
	Componenti e molla Acciaio Inox Components and spring Inox steel	SL Sigillato lungo AUTOBIANCHI FIAT - LADA	Pression 0.7 Depression 0.01 $^{+0.03}$	50.14750	10
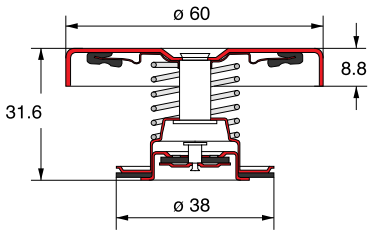					

DISEGNO DRAWING DESSIN ZEICHNUNG	MATERIALE MATERIAL MATERIEL WERKSTOFF	APPLICAZIONI APPLICATIONS APPLICATIONS ANWENDUNGEN	VALVE SETTING Bar	REF.	PCS
	Componenti e molla Acciaio Inox Components and spring Inox steel	SC Sigillato corto AUTOBIANCHI FIAT - LANCIA - SEAT	Pression 0.35 Depression 0.01 $^{+0.04}$	50.14740	10
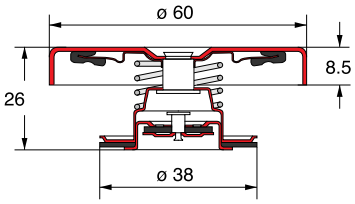		SC Sigillato corto FIAT - SUZUKI - ALFA ROMEO FIAT - IVECO - SAME	Pression 1.0 Depression 0.01 $^{+0.03}$	50.14730	10
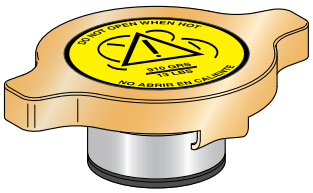	Componenti e molla Acciaio Inox Components and spring Inox steel	NISSAN (21430-01F01) SUZUKI (17920-82010) MAZDA MITSUBUSHI TOYOTA	Pression 0.91	50.14810	1
	Componenti e molla Acciaio Inox Components and spring Inox steel	HONDA MAZDA TOYOTA HONDA	Pression 1.12	50.14830	1

Oil

DISEGNO DRAWING DESSIN ZEICHNUNG	MATERIALE MATERIAL MATERIEL WERKSTOFF	APPLICAZIONI APPLICATIONS APPLICATIONS ANWENDUNGEN	VALVE SETTING Bar	REF.	PCS
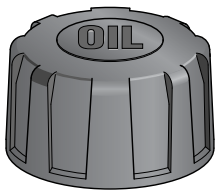	PP GF 30 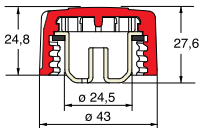	Tappo serbatoio olio ventilato PIAGGIO		50.50106	270
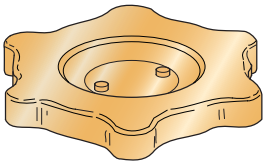	Fe Zn (T)	Senza sfiato Without breather pipe Sans soupape Ohne entlüfter Tappo per carter introduzione olio For oil sump Pour carter introducion huile Für ölwanne Fiat Universale		54.15400	10
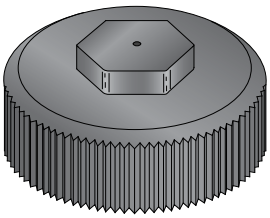	PP	DIESEL OIL Diesel oil tank for trucks Reservoir de gas-oil pour camions Diesel tank für Lkw		55.15870	5

Diesel

PINZE E CAVI AVVIAMENTO

Charging Clips and Booster Cables
Pinces Batterie et Cables Demarrage
Zangen und Starthilfekabel

PINZE E CAVI AVVIAMENTO
CHARGING CLIPS AND BOOSTER CABLES - PINCES BATTERIE ET CABLES DEMARRAGE - ZANGEN UND STARTHILFEKABEL

DISEGNO DRAWING DESSIN ZEICHNUNG	AMP.	SEZIONE CAVO CABLE SECTION SECTION DU CÂBLE KABEL QUERSCHNITT mm^2	DESCRIZIONE DESCRIPTION DESCRIPTION BESCHREIBUNG	REF.	PCS
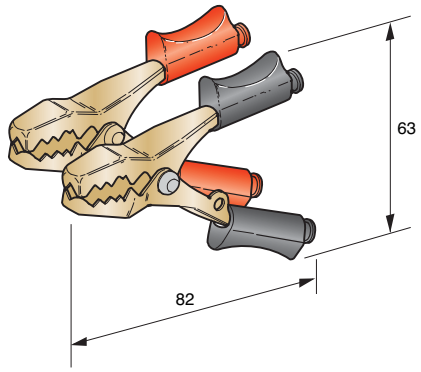	40A	6÷10	10 rosse + 10 nere 10 red + 10 black	48.14220	20
			Solo rosse Red only	48.14221 49.14221	20 300
			Solo nere Black only	48.14222 49.14222	20 300
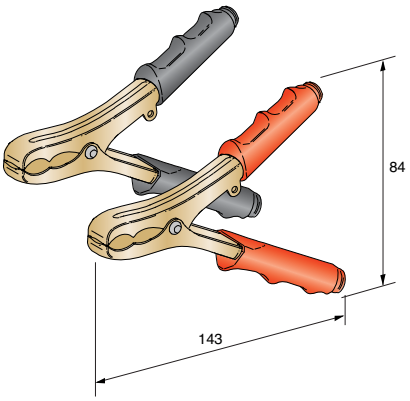	100A	10÷25	2 rosse + 2 nere 2 red + 2 black	48.14252	4
			Solo rosse Red only	48.14256 49.14256	4 200
			Solo nere Black only	48.14257 49.14257	4 200
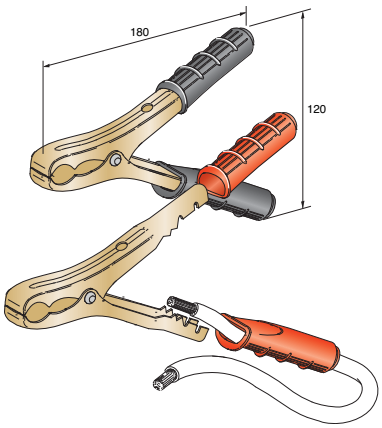	120A	10÷35	2 rosse + 2 nere 2 red + 2 black	48.14251	4
			Solo rosse Red only	48.14258 49.14258	4 200
			Solo nere Black only	48.14259 49.14259	4 200
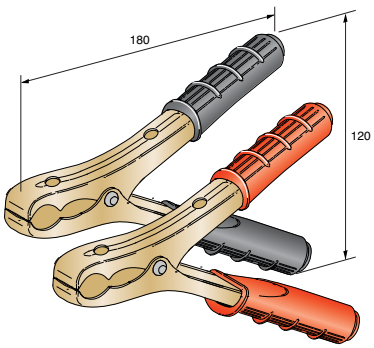	200A	10÷35	2 rosse + 2 nere 2 red + 2 black	48.14255	4
			Solo rosse Red only	48.14262 49.14262	4 200
			Solo nere Black only	48.14264 49.14264	4 200

DISEGNO DRAWING DESSIN ZEICHNUNG	AMP.	SEZIONE CAVO CABLE SECTION SECTION DU CÂBLE KABEL QUERSCHNITT mm²	DESCRIZIONE DESCRIPTION DESCRIPTION BESCHREIBUNG	REF.	PCS
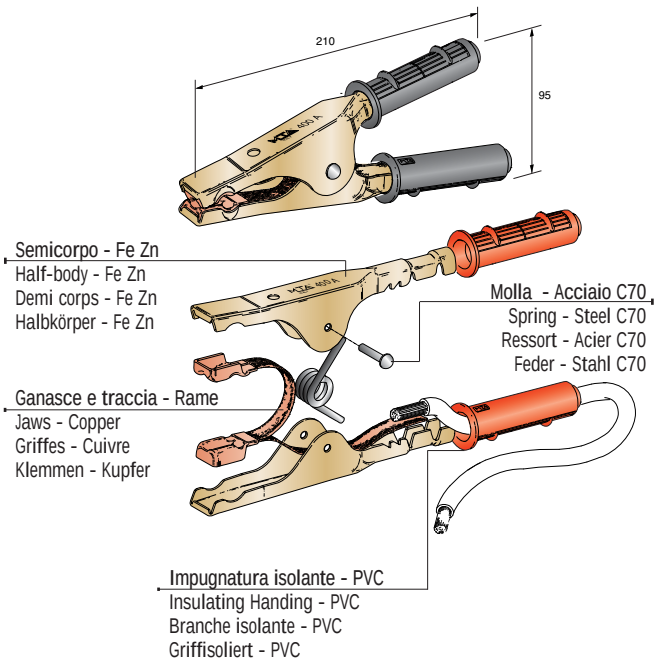	400A	10÷30	2 rosse + 2 nere 2 red + 2 black Solo rosse Red only Solo nere Black only	48.14250 48.14267 49.14267 48.14268 49.14268	4 4 100 4 100
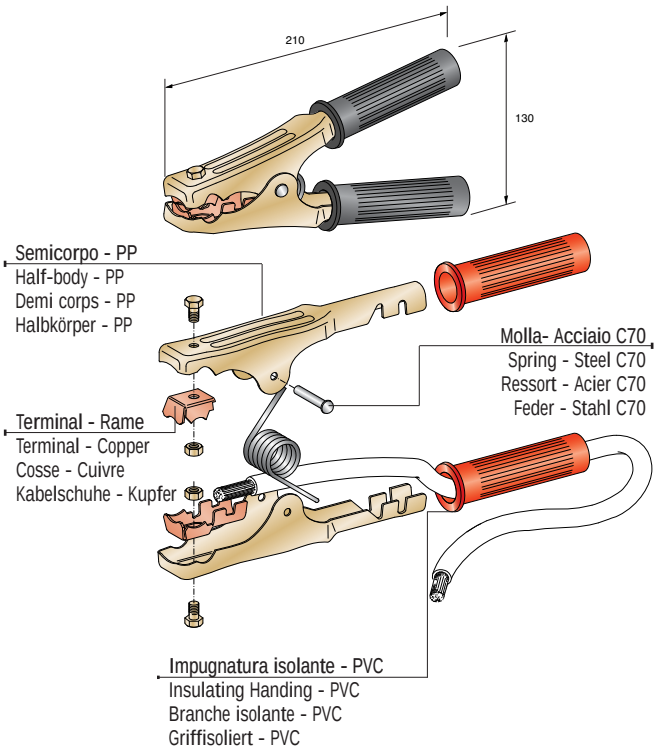	500A	35÷50	2 rosse + 2 nere 2 red + 2 black Solo rosse Red only Solo nere Black only	48.14311 49.14312 49.14313	4 25 25

PINZE E CAVI AVVIAMENTO
CHARGING CLIPS AND BOOSTER CABLES - PINCES BATTERIE ET CABLES DEMARRAGE - ZANGEN UND STARTHILFEKABEL

DISEGNO DRAWING DESSIN ZEICHNUNG	AMP.	SEZIONE CAVO CABLE SECTION SECTION DU CÂBLE KABEL QUERSCHNITT mm²	DESCRIZIONE DESCRIPTION DESCRIPTION BESCHREIBUNG	REF.	PCS
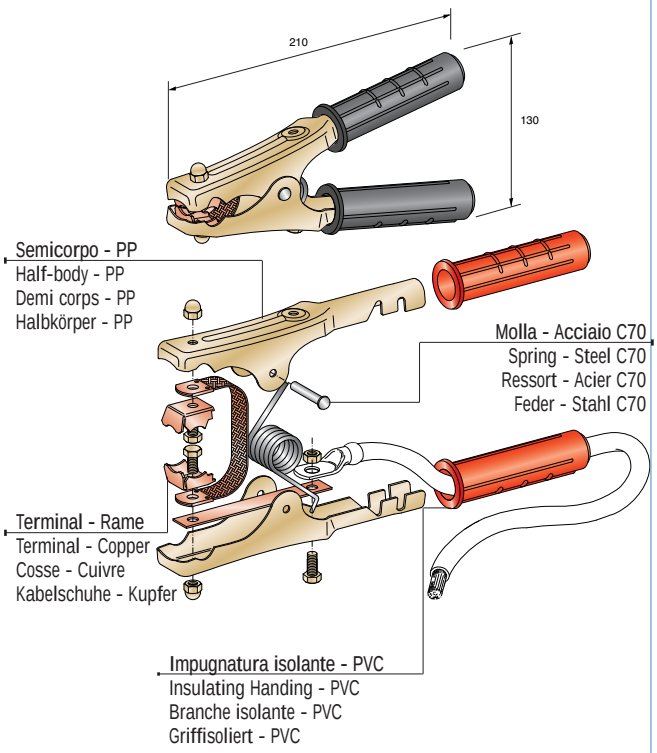	600A	50	2 rosse + 2 nere 2 red + 2 black	48.14321	4
			Solo rosse Red only	49.14322	25
			Solo nere Black only	49.14323	25
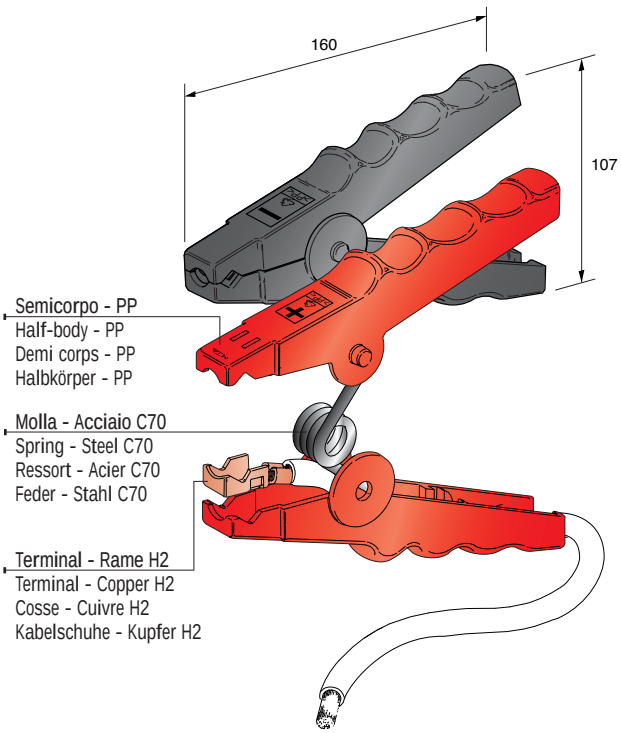	300A	10÷25	2 rosse + 2 nere 2 red + 2 black	48.14254	4
			Solo rosse Red only	49.14265	200
			Solo nere Black only	49.14266	200
			Terminal (optional) 	48.14000	4

DISEGNO DRAWING DESSIN ZEICHNUNG	AMP.	SEZIONE CAVO CABLE SECTION SECTION DU CÂBLE KABEL QUERSCHNITT mm^2	DESCRIZIONE DESCRIPTION DESCRIPTION BESCHREIBUNG	REF.	PCS
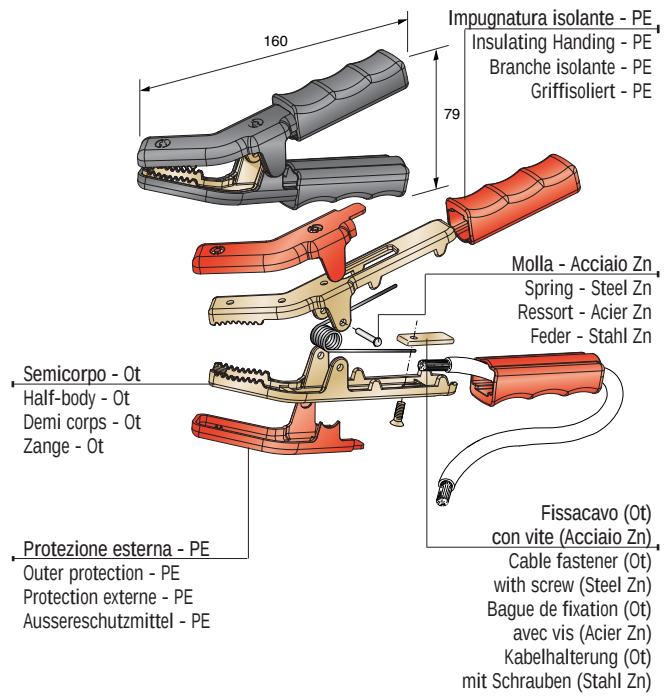	650A	10÷35	2 rosse + 2 nere 2 red + 2 black	48.14330	4
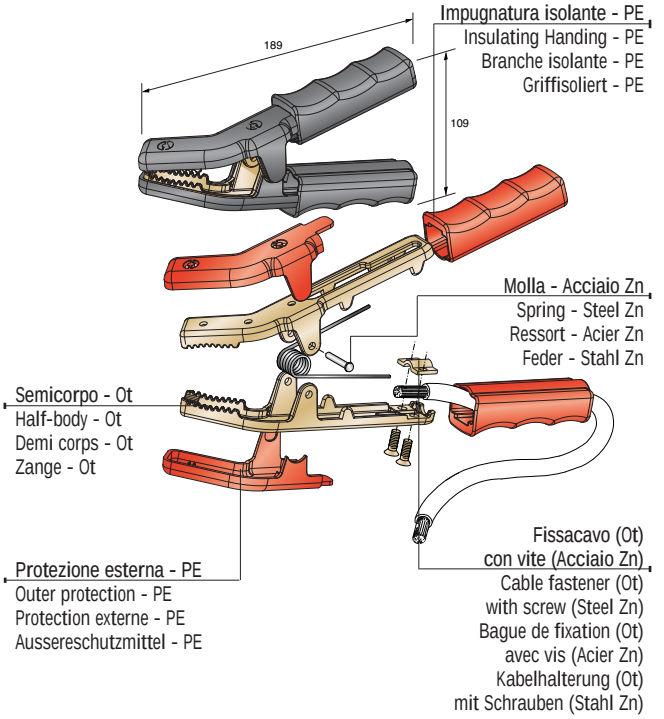	850A	25÷70	2 rosse + 2 nere 2 red + 2 black Solo rosse Red only Solo nere Black only	48.14331 49.14327 49.14326	4 17 17

DISEGNO DRAWING DESSIN ZEICHNUNG	AMP.	SEZIONE CAVO CABLE SECTION SECTION DU CÂBLE KABEL QUERSCHNITT mm²	DESCRIZIONE DESCRIPTION DESCRIPTION BESCHREIBUNG	REF.	PCS
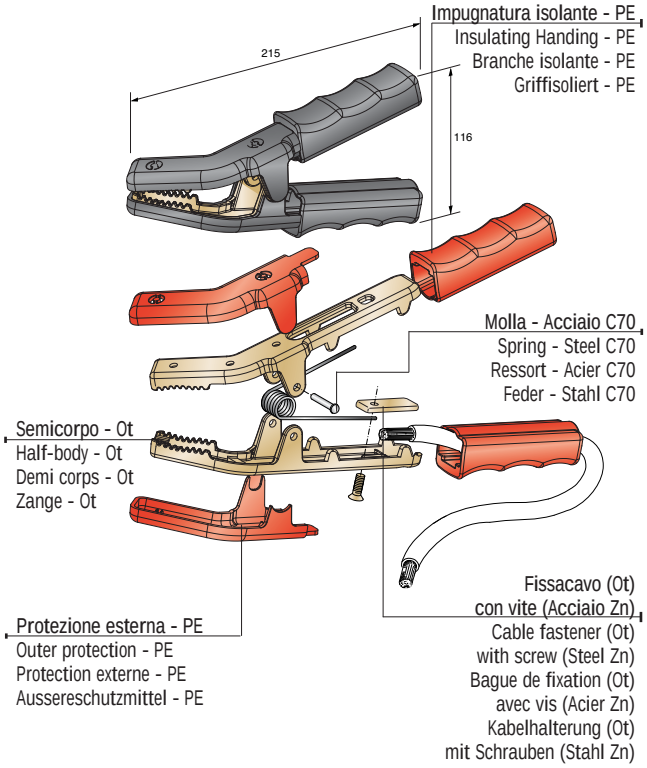	1000A	35÷70	2 rosse + 2 nere 2 red + 2 black	48.14332	4

DISEGNO DRAWING DESSIN ZEICHNUNG	AMP.	DESCRIZIONE DESCRIPTION DESCRIPTION BESCHREIBUNG	L mm	SEZIONE CAVO CABLE SECTION SECTION DU CÂBLE KABEL QUERSCHNITT mm^2	REF.	PCS
 ISTRUZIONI IN: INSTRUCTIONS IN: INSTRUCTIONS EN: ANWEISUNG AUF: IT - EN - FR - DE - DK - FI - NO SE - ES - TR - HU - PT - CZ - SK SLO - HR - GR - NL - PL	120A	HI-FLEX CABLE Cavi avviamento Sacchetto richiudibile con maniglie Istruzioni in 19 lingue Booster Cables Re-usable bag with handles 19 language instructions	2.500	10	48.14261	1
			2.500	16	48.14271	1
			3.500	16	48.14272	1
			2.500	25	48.14281	1
			3.500	25	48.14282	1
 ISTRUZIONI IN: INSTRUCTIONS IN: INSTRUCTIONS EN: ANWEISUNG AUF: IT - EN - FR - DE - DK - FI - NO SE - ES - TR - HU - PT - CZ - SK SLO - HR - GR - NL - PL	300A	HI-FLEX CABLE Cavi avviamento Sacchetto richiudibile con maniglie Istruzioni in 19 lingue Booster Cables Re-usable bag with handles 19 language instructions	3.000	16	48.14341	1
			2.500	25	48.14350	1
			3.500	25	48.14351	1

PINZE E CAVI AVVIAMENTO
CHARGING CLIPS AND BOOSTER CABLES - PINCES BATTERIE ET CABLES DEMARRAGE - ZANGEN UND STARTHILFEKABEL

DISEGNO DRAWING DESSIN ZEICHNUNG	AMP.	DESCRIZIONE DESCRIPTION DESCRIPTION BESCHREIBUNG	L mm	SEZIONE CAVO CABLE SECTION SECTION DU CÂBLE KABEL QUERSCHNITT mm²	REF.	PCS
 ISTRUZIONI IN: INSTRUCTIONS IN: INSTRUCTIONS EN: ANWEISUNG AUF: IT - EN - FR - DE - DK - FI - NO SE - ES - TR - HU - PT - CZ - SK SLO - HR - GR - NL - PL	400A	HI-FLEX CABLE Cavi avviamento Sacchetto richiudibile con maniglie Istruzioni in 19 lingue Booster Cables Re-usable bag with handles 19 language instructions	3.500 5.000	25 25	48.14290 48.14291	1 1
 ISTRUZIONI IN: INSTRUCTIONS IN: INSTRUCTIONS EN: ANWEISUNG AUF: IT - EN - FR - DE - DK - FI - NO SE - ES - TR - HU - PT - CZ - SK SLO - HR - GR - NL - PL	500A	HI-FLEX CABLE Cavi avviamento Sacchetto richiudibile con maniglie Istruzioni in 19 lingue Booster Cables Re-usable bag with handles 19 language instructions	5.000 3.500 5.000	35 50 50	48.14295 48.14373 48.14375	1 1 1

DISEGNO DRAWING DESSIN ZEICHNUNG	AMP.	DESCRIZIONE DESCRIPTION DESCRIPTION BESCHREIBUNG	L mm	SEZIONE CAVO CABLE SECTION SECTION DU CÂBLE KABEL QUERSCHNITT mm^2	REF.	PCS
 ISTRUZIONI IN: INSTRUCTIONS IN: INSTRUCTIONS EN: ANWEISUNG AUF: IT - EN - FR - DE - DK - FI - NO SE - ES - TR - HU - PT - CZ - SK SLO - HR - GR - NL - PL	600A	HI-FLEX CABLE Cavi avviamento Sacchetto richiudibile con maniglie Istruzioni in 19 lingue Booster Cables Re-usable bag with handles 19 language instructions	5.000	50	48.14361	1

VARIE

Sundries
Divers
Verschiedenes

DISEGNO DRAWING DESSIN ZEICHNUNG	DESCRIZIONE DESCRIPTION DESCRIPTION BESCHREIBUNG	CORRENTE NOMINALE A 80°C RATED CURRENT WITH 80°C	TENSIONE NOMINALE RATED VOLATAGE	TEMP. ESERCIZIO WORKING TEMP T. min / T. max	REF.	PCS
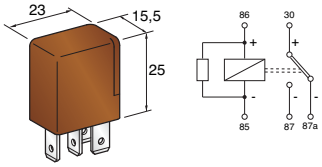	RELAY MICRO **Marrone** Brown Marron Braun	10A NC 20A NA	12V	-40°C +125°C	06.03000	1
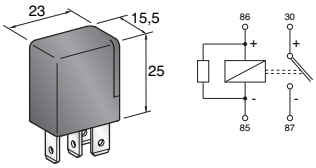	RELAY MICRO **Nero** Black Noir Schwarz	20A NA	12V	-40°C +125°C	06.03010	1
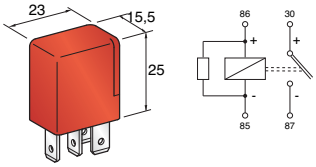	RELAY MICRO **Rosso** Red Rouge Rot	30A NA	12V	-40°C +125°C	06.03020	1
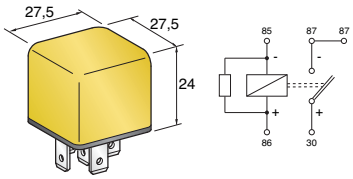	RELAY MINI **Giallo** Yellow Jaune Gelb	30A NA	12V	-30°C +80°C	06.03030	1
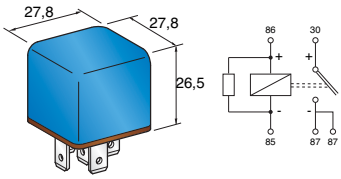	RELAY MNI **Blu** Blue Bleu Blau	30A NA	12V	-40°C +125°C	06.03040	1
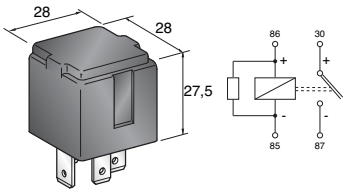	RELAY MAXI **Nero** Black Noir Schwarz	50A NA	12V	-40°C +125°C	06.03050	1
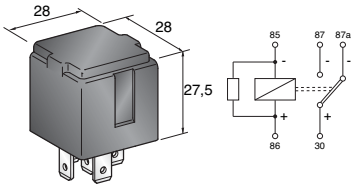	RELAY MINI **Nero** Black Noir Schwarz	15A NC 30A NA	12V	-30°C +100°C	06.03060	1

PVC Tape

DISEGNO DRAWING DESSIN ZEICHNUNG	DESCRIZIONE DESCRIPTION DESCRIPTION BESCHREIBUNG	MATERIALE MATERIAL MATERIEL WERKSTOFF	A mm	L mm	S mm	REF.	PCS
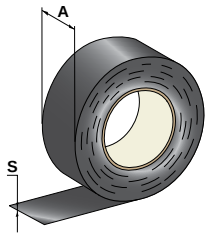	Nastro isolante autoestinguente Self-extinguishing insulating tape Ruban isolant auto extinguible Selbstlöschendes Isolierband CEI 15-15	PVC VO Nero Black Noir Schwarz	15	10000	0.15	46.40100	10
		PVC VO Rosso Red Rouge Rot	15	10000	0.15	46.40110	10
		PVC VO Nero Black Noir Schwarz	15	25000	0.15	46.40200	10
		PVC VO Nero Black Noir Schwarz	19	25000	0.15	46.40300	10
	Nastro isolante telato autoestinguente Self-extinguishing insulating cloth tape Ruban isolant auto extinguible tissé Selbstlöschendes Leinen Isolierband	RAYON Nero Black Noir Schwarz	19	25000	0.28	01.00302	96
	Stagno 99,30% Rame 0,70% Tin 99,30% Copper 0,70% Etain 99,30% Cuivre 0,70% Zinn 99,30% Kupfer 0,70% Punto di fusione 227 ° C Melting point 227 ° C Point de fusion 227 ° C Schmelzpunkt 227 ° C	0,5 Kg 0,5 Kg 0,5 Kg 0,5 Kg			Ø 1.2	42.09040	1
					Ø 2	42.09050	1

TIN

DISEGNO DRAWING DESSIN ZEICHNUNG	SEZIONE SECTION SECTION KABEL mm²	D mm	L mm	REF.	PCS
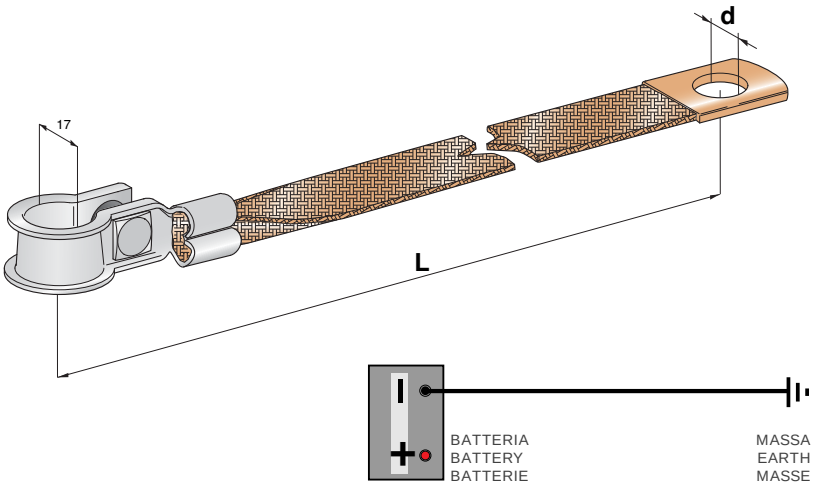	25	12.5	200	25.08680	1
			300	25.08681	1
			400	25.08682	1
			500	25.08683	1
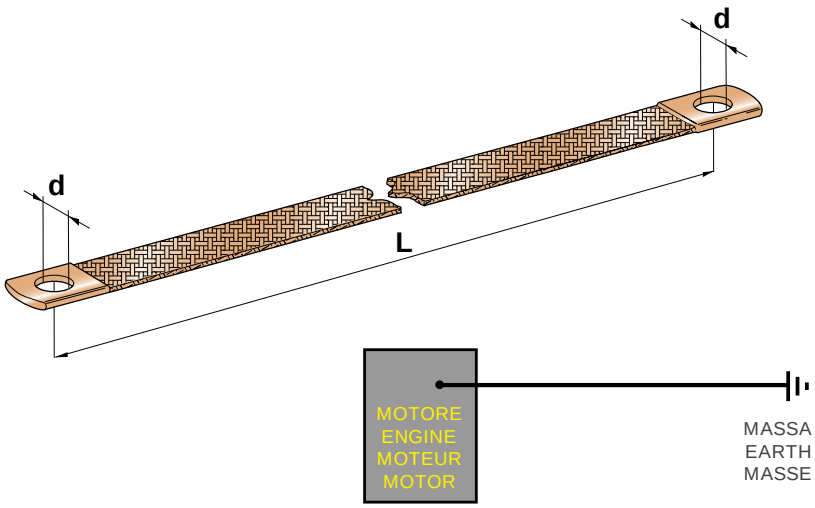	10	8.4	210	25.08650	1
			280	25.08652	1
	15	10.4	330	25.08660	1
			450	25.08661	1
			280	25.08662	1
			210	25.08663	1
			140	25.08664	1
	25	12.5	320	25.08670	1
			230	25.08671	1
			400	25.08672	1
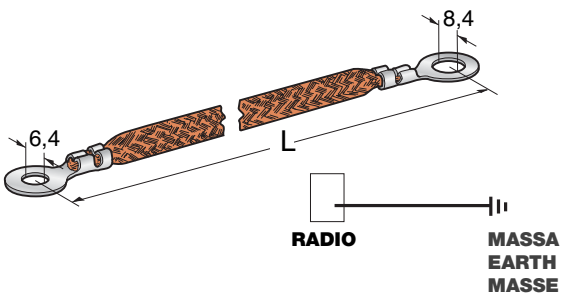	-	-	300	25.08220	10

DISEGNO DRAWING DESSIN ZEICHNUNG	DESCRIZIONE DESCRIPTION DESCRIPTION BESCHREIBUNG	INDUTTANZA INDUCTANCE INDUCTANCE INDUCTIVITÄT	CAVO CABLE CÂBLE KABEL	L mm	REF.	PCS
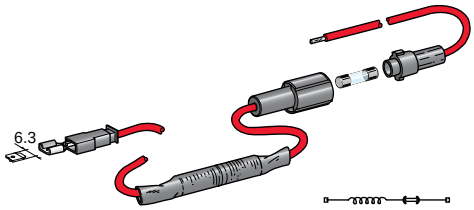	Filtro induttivo capacitivo Inductive capacitive filter Filtre inductif Induktivfilter	15 µ H	-	500	33.08517	10
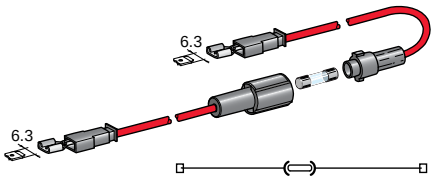	Filo alimentazione Autoradio Car radio feeding wire Fil alimentation Autoradio Versorgungsleitung Autoradio	-	0.8	500	26.08241	10

DISEGNO DRAWING DESSIN ZEICHNUNG	N. VIE N° WAYS N° VOIES N° POLIG	MATERIALE MATERIAL MATERIEL WERKSTOFF	TERMINALI TERMINALS COSSES KABELSCHUHE	REF.	PCS
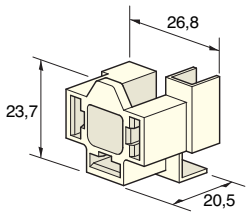	3	PA Neutro Neutral Neutre Natur	FASTON F800 FLAG C/DENTE 	44.10510	50

DISEGNO DRAWING DESSIN ZEICHNUNG	APPLICAZIONE APPLICATIONS APPLICATIONS ANWENDUNGEN	REF.	PCS
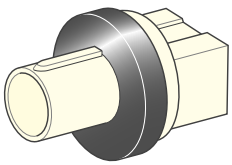	FIAT UNO • RITMO • REGATA • TIPO • TEMPRA Luce di posizione e cruscotto Parking lights and dashboard Feux de position et tableau de board Standlichter und Armaturenbrett Per lampade con attacco w 2,1 x 9,5 d For lamps with w 2,1 x 9,5 d socket Pour lampes avec attache w 2,1 x 9,5 d Für Glühbirnen mit Sockel w 2,1 x 9,5 d	40.08500	50

ELENCO ARTICOLI

List of all items
Liste des articles
Liste der Artikel

REF.	PAG.
0100011	26
0100300	73
0100302	205
0100303	73
0100304	73
0100306	73
0100308	73
0100330	65
0100334	67
0100335	59
0100336	67
0100337	70
0100341	63
0100345	61
0100350	64
0100351	64
0100352	77
0100353	64
0100358	78
0100359	64/66
0100360	71
0100370	71
0100380	72
0100390	69
0100391	69
0100392	78
0100400	62
0100415	62
0100416	58
0100420	66
0100430	78
0100440	78
0100500	29
0100540	52
0100560	52
0100580	53
0100590	53
0100600	54
0100610	54
0100655	44
0100665	45
0100699	36
0100703	28
0100705	46
0100710	24
0100750	25

REF.	PAG.
0100800	30
0100900	31
0101005	68
0101320	60
0101400	58
0101450	34
0101460	38
0101470	41
0101480	39
0101490	39
0101500	40
0101510	40
0101520	35
0101530	35
0101540	34
0101545	34
0101550	36
0101560	38
0101580	37
0101590	37
0101703	27
0102000	55
0102001	55
0103000	50
0200127	19
0200138	19
0200140	14
0200142	14
0200149	14
0200150	14
0200151	14
0200152	14
0200170	14
0200171	14
0200172	14
0200180	14
0200181	14
0200182	14
0200296	17
0200297	17
0200298	17
0200299	17
0200300	17
0200301	17
0300140	14
0300142	14

REF.	PAG.
0300149	14
0300150	14
0300151	14
0300152	14
0300170	14
0300171	14
0300172	14
0300180	14
0300181	14
0300182	14
0300300	73
0300301	73
0300305	73
0300306	73
0300330	65
0300331	65
0300341	63
0300342	63
0300345	61
0300351	64
0300352	77
0300354	64
0300357	64
0300357	65
0300358	78
0300359	64
0300359	66
0300360	71
0300370	71
0300380	72
0300390	69
0300391	69
0300392	78
0300395	77
0300397	91
0300400	62
0300401	62
0300402	62
0300403	62
0300404	62
0300405	62
0300406	62
0300407	62
0300415	62
0300416	58
0300420	66

REF.	PAG.
0300430	78
0300440	78
0300500	29
0300540	52
0300541	52
0300542	52
0300560	52
0300561	52
0300562	52
0300580	53
0300581	53
0300582	53
0300590	53
0300600	54
0300602	54
0300610	54
0300612	54
0300650	44
0300660	45
0300670	44/45/46
0300680	44/45/46
0300681	47
0300683	47
0300684	47
0300690	77
0300691	77
0300699	36
0300700	46
0300800	30
0300848	76
0300849	30
0300850	30
0300851	76
0300856	76
0300900	31
0300949	76
0300950	29/31
0301000	68
0301030	68/69
0301040	68/69
0301050	68/69
0301060	68/69
0301070	68/69
0301080	68/69
0301200	68
0301210	68

REF.	PAG.
0301305	60
0301307	60
0301310	60
0301315	60
0301320	60
0301325	60
0301330	60
0301400	58
0301410	58
0301420	51
0301430	51
0301435	51
0301450	34
0301460	38
0301470	41
0301480	39
0301490	39
0301500	40
0301510	40
0301520	35
0301530	35
0301540	34
0301545	34
0301550	36
0301560	38
0301580	37
0301590	37
0302000	55
0302001	55
0302305	60
0302310	60
0302315	60
0302320	60
0302325	60
0302330	60
0303003	50
0303005	50
0303006	50
0303007	50
0303008	50
0303009	50
0303010	50
0303015	50
0303020	50
0303025	50
0303030	50

REF.	PAG.
0321000	68
0321200	68
0321210	68
0350002	73
0430200	15
0430300	15
0430400	15
0430500	15
0430600	15
0430700	15
0430800	15
0430900	15
0431000	15
0431100	15
0431200	15
0431300	15
0431400	15
0433100	16
0433200	16
0433300	16
0433400	16
0433450	16
0433500	16
0433600	16
0433700	16
0433800	16
0433850	16
0433900	16
0435100	16
0435200	16
0435300	16
0435400	16
0435500	16
0435600	17
0435700	17
0435800	19
0470020	11
0470030	11
0470040	11
0470050	11
0470060	11
0470080	11
0470100	11
0471030	12
0471040	12
0471050	12

REF.	PAG.
0471060	12
0471080	12
0471100	12
0472030	13
0472040	13
0472050	13
0472060	13
0472080	13
0472100	13
0473030	10
0473040	10
0474020	10
0474030	10
0474040	10
0474050	10
0474060	10
0474070	10
0474080	10
0475020	12
0475030	12
0475040	12
0475050	12
0475060	12
0475070	12
0475080	13
0475100	13
0476025	10
0476030	10
0477045	11
0477065	11
0477075	11
0530200	15
0530300	15
0530400	15
0530500	15
0530600	15
0530700	15
0530800	15
0530900	15
0531000	15
0531100	15
0531300	15
0531400	15
0533100	16
0533200	16
0533300	16

REF.	PAG.
0533400	16
0533450	16
0533500	16
0533600	16
0533700	16
0533800	16
0533850	16
0533900	16
0535100	16
0535200	16
0535300	16
0535400	16
0535500	16
0535600	17
0535700	17
0600010	21
0600090	4
0600100	4
0600101	4
0600110	4
0600120	4
0600130	4
0600140	4
0600150	4
0600160	4
0600170	4
0600210	18
0600220	18
0600230	18
0600240	18
0600250	18
0600260	18
0600270	18
0600280	18
0600290	18
0600302	18
0600375	5
0600380	5
0600390	5
0600400	5
0600401	5
0600406	19
0600407	20
0600408	20
0600410	5
0600418	20

REF.	PAG.
0600420	5
0600430	5
0600440	5
0600450	5
0600460	5
0600470	5
0600490	5
0600492	5
0600493	5
0600494	5
0600495	5
0600496	5
0600497	5
0600498	5
0600900	6
0600910	6
0600920	6
0600930	6
0600940	6
0600950	6
0600960	6
0600970	6
0601100	8
0601125	8
0601150	8
0601175	8
0601200	8
0601225	8
0601250	8
0601350	9
0601400	9
0601450	9
0601500	9
0601600	8
0601700	9
0602030	7
0602040	7
0602050	7
0602060	7
0602070	7
0602080	7
0602100	7
0602125	7
0603000	204
0603010	204
0603020	204

REF.	PAG.
0603030	204
0603040	204
0603050	204
0603060	204
0650015	21
0650016	21
0700090	4
0700100	4
0700101	4
0700110	4
0700120	4
0700130	4
0700140	4
0700150	4
0700160	4
0700170	4
0700210	18
0700220	18
0700230	18
0700240	18
0700250	18
0700260	18
0700270	18
0700280	18
0700290	18
0700300	5
0700301	5
0700302	18
0700310	5
0700320	5
0700330	5
0700340	5
0700350	5
0700360	5
0700370	5
0700375	5
0700380	5
0700390	5
0700900	6
0700910	6
0700920	6
0700930	6
0700940	6
0700950	6
0700960	6
0700970	6

REF.	PAG.
0701100	8
0701125	8
0701150	8
0701175	8
0701200	8
0701225	8
0701250	8
0701350	9
0701400	9
0701450	9
0701500	9
0701600	8
0701700	9
0702030	7
0702040	7
0702050	7
0702060	7
0702070	7
0702080	7
0702100	7
0702125	7
0705090	4
0705100	4
0705101	4
0705110	4
0705120	4
0705130	4
0705140	4
0705150	4
0705160	4
0705170	4
0710300	5
0710301	5
0710310	5
0710320	5
0710330	5
0710340	5
0710350	5
0710360	5
0710370	5
0710375	5
1000600	170
1000603	170
1000613	170
1000618	170
1000620	170

REF.	PAG.
1000623	170
1000700	170
1000706	170
1000718	170
1000720	170
1000724	170
1000729	170
1000748	170
1000900	171
1000910	171
1000920	171
1000930	171
1050025	170
1050030	170
1101400	142
1101412	144
1101650	142
1101660	144
1101662	144
1101680	143
1101700	142
1101710	142
1101720	143
1101800	139
1101920	139
1101930	139
1101940	141
1101950	141
1101970	141
1102000	138
1102010	138
1102050	139
1104500	136
1104510	136
1105500	136
1105510	136
1105550	136
1105560	136
1105615	138
1105620	138
1105630	138
1105650	138
1105660	139
1105670	139
1106700	121
1106710	121

REF.	PAG.
1106720	121
1106730	121
1106750	121
1106760	121
1107000	143
1107010	143
1107020	143
1107030	142
1107200	139
1107209	139
1107210	138
1107211	138
1107212	139
1107260	140
1107501	134
1107650	132
1107660	132
1107670	132
1107671	132
1107675	132
1107685	132
1107690	132
1107700	132
1107710	132
1107720	132
1107740	132
1107741	132
1107900	135
1107901	135
1107920	134
1107930	134
1107940	134
1107960	145
1107970	146
1107980	146
1107990	146
1108000	146
1108010	139
1108020	139
1108030	138
1108040	139
1108050	138
1108060	138
1108070	140
1108080	140
1108100	146

REF.	PAG.
1108110	123
1108120	123
1108240	123
1108245	123
1108260	137
1108270	137
1108280	138
1108290	137
1108300	137
1108330	134
1108331	134
1108332	134
1108410	136
1108420	136
1200580	172
1200590	172
1200831	147
1200880	147
1201000	145
1201070	145
1201100	145
1201110	145
1201150	145
1201160	145
1201180	145
1201200	145
1201210	145
1201220	145
1201230	145
1301390	142
1301391	142
1301400	142
1301402	142
1301411	144
1301412	144
1301417	143
1301418	143
1301420	143
1301500	143
1301501	143
1301650	142
1301660	144
1301665	144
1301910	141
1400850	147
1400860	147

REF.	PAG.
1400862	147
1400865	147
1400880	147
1400910	147
1400920	147
1401400	142
1401402	142
1401411	144
1401660	144
1401910	141
1506000	115
1506010	115
1506060	115
1506070	115
1506080	115
1506090	115
1506100	115
1506110	115
1506120	115
1506130	115
1506200	116
1506210	116
1506250	116
1506260	116
1506270	115
1506280	115
1506650	113
1506651	113
1506655	113
1506656	113
1506658	113
1506660	113
1506665	113
1506666	113
1506668	113
1506670	113
1506671	113
1506675	113
1506678	114
1506681	110
1506691	110
1506720	114
1506721	114
1506730	114
1506731	114
1506740	116

REF.	PAG.
1506741	116
1506760	116
1506761	116
1506820	116
1507700	110
1507701	110
1507704	110
1507705	110
1507706	111
1507710	111
1507725	110
1507736	112
1507760	111
1507770	111
1507795	111
1507800	110
1507801	110
1507820	110
1507821	110
1507904	112
1507905	112
1507915	112
1507916	112
1507925	112
1507926	112
1507955	112
1507956	112
1556680	110
1556690	110
1602550	120
1602970	120
1602980	120
1602981	120
1602990	120
1603000	120
1604300	122
1605000	131
1605010	131
1605020	131
1605021	131
1605030	131
1605040	131
1605100	131
1605110	131
1605600	124
1605610	124

REF.	PAG.
1605620	125
1605630	125
1605700	124
1605710	124
1605720	125
1605730	125
1605800	124
1605810	124
1605820	125
1605830	125
1605900	124
1605910	124
1605920	125
1605930	125
1606500	126
1606600	126
1606740	120
1606770	126
1606775	126
1606780	126
1606785	126
1606790	126
1606795	127
1606796	126
1606820	149
1606855	162
1606890	126
1606940	148
1606950	148
1606981	127
1606982	127
1606990	127
1607000	148
1607300	128
1608170	122
1608180	123
1608190	123
1608196	123
1608210	122
1608321	122
1608340	128
1608345	128
1608380	130
1608400	129
1608415	129
1608420	129

REF.	PAG.
1608500	123
1608600	122
1608700	122
1608800	128
1608901	129
1608911	129
1609000	120
1609100	129
1609200	122
1609400	130
1609500	130
1609600	128
1701100	145
1701110	145
1701390	142
1701391	142
1701400	142
1701412	144
1701530	143
1701650	142
1701651	142
1701655	142
1701660	144
1701940	141
1702950	120
1702951	120
1702970	120
1702981	120
1704500	136
1704510	136
1705500	136
1705550	136
1705560	136
1705616	124
1705715	124
1705725	124
1705745	124
1705835	123
1706600	126
1706700	121
1706701	121
1706710	121
1706711	121
1706720	121
1706721	121
1706730	121

REF.	PAG.
1706731	121
1706740	120
1706741	121
1706750	121
1706760	121
1706880	126
1706890	126
1706900	125
1706910	125
1706920	125
1706930	126
1706940	126
1706950	127
1706960	127
1706970	127
1706975	128
1706977	128
1706980	127
1707000	143
1707400	133
1707410	133
1707420	133
1707650	132
1707660	132
1707670	132
1707671	132
1707672	132
1707675	132
1707685	132
1707690	132
1707700	132
1707710	132
1707720	132
1707740	132
1707741	132
1707760	133
1707770	133
1707780	133
1707900	135
1707901	135
1707902	135
1707910	135
1707911	135
1707912	135
1707920	134
1707930	134

REF.	PAG.
1707932	134
1707940	134
1707942	134
1708110	123
1708120	123
1708150	121
1708160	120
1708170	122
1708185	127
1708195	128
1708200	127
1708210	122
1708220	127
1708230	122
1708240	123
1708245	123
1708246	123
1708250	123
1708260	127
1708270	128
1708310	122
1708315	122
1708320	122
1708325	122
1708330	134
1708331	134
1708332	134
1708335	134
1708336	134
1708340	128
1708345	128
1708350	128
1708360	130
1708370	130
1850200	154
1850209	154
1850300	154
1850309	154
1850350	155
1850359	155
1850400	154
1850409	154
1850450	155
1850459	155
1850500	154
1850509	154

REF.	PAG.
1850550	155
1850559	155
1851000	154
1851009	154
1851400	154
1851409	154
1851500	155
1851509	155
1852000	156
1852009	156
1852400	157
1852409	157
1852500	156
1852509	156
1853050	152
1853059	152
1853060	152
1853069	152
1853070	152
1853079	152
1853150	152
1853159	152
1853200	152
1853209	152
1853250	152
1853259	152
1854200	154
1854209	154
1854300	154
1854309	154
1854350	155
1854359	155
1854400	154
1854409	154
1854500	154
1854509	154
1854550	155
1854559	155
1855000	154
1855009	154
1855400	154
1855409	154
1855500	155
1855509	155
1856000	156
1856009	156

REF.	PAG.
1856400	157
1856409	157
1857050	152
1857059	152
1857060	152
1857069	152
1857100	152
1857109	152
1857150	152
1857159	152
1857200	152
1857209	152
1857250	152
1857259	152
1860000	162
1860500	155
1860509	155
1861000	155
1861009	155
1862000	156
1862009	156
1862400	157
1862409	157
1862500	156
1862509	156
1863000	155
1863009	155
1863100	152
1863109	152
1863150	152
1863159	152
1863200	152
1863209	152
1863250	152
1863259	152
1863300	152
1863309	152
1864000	158
1864009	158
1864100	158
1864109	158
1864300	158
1864309	158
1864400	158
1864409	158
1864500	158

REF.	PAG.
1864509	158
1864600	158
1864609	158
1864700	158
1864709	158
1864800	158
1864809	158
1865060	153
1865069	153
1865100	153
1865109	153
1865200	153
1865209	153
1866000	153
1866009	153
1866050	153
1866059	153
1866100	153
1866109	153
1866200	153
1866209	153
1866300	153
1866309	153
1867000	153
1867009	153
1867100	153
1867109	153
1867200	153
1867209	153
1868000	159
1868009	159
1868100	159
1868109	159
1868200	159
1868209	159
1869000	159
1869009	159
1869100	159
1869109	159
1869200	159
1869209	159
1880020	160
1880030	160
1880040	160
1880060	160
1880070	160

REF.	PAG.
1880080	160
1880090	160
1880100	160
1880120	161
1880130	161
1880140	161
1880150	161
1880160	161
1880180	161
1880190	161
1880200	161
1880210	161
1880230	161
1880240	161
1880250	161
1880280	160
1880290	160
1880300	160
1880310	160
1900590	172
1900830	147
1900831	147
1900900	171
1900910	171
1900920	171
1900930	171
1900940	171
1901390	142
1901391	142
1901400	142
1901402	142
1901411	144
1901412	144
1901417	143
1901418	143
1901420	143
1901500	143
1901501	143
1901650	142
1901660	144
1901665	144
1902970	120
1902980	120
1902981	120
1907501	134
1911400	142

REF.	PAG.
1911650	142
1951145	143
1951194	144
2508220	206
2508650	206
2508652	206
2508660	206
2508661	206
2508662	206
2508663	206
2508664	206
2508670	206
2508671	206
2508672	206
2508680	206
2508681	206
2508682	206
2508683	206
2608241	207
3001001	69
3004000	20
3050123	94
3050124	94
3050125	94
3050126	94
3050127	94
3050128	94
3050129	94
3050130	94
3050131	95
3050132	95
3050133	95
3050134	95
3050135	74
3050136	74
3050152	58
3050153	60
3308517	207
4008500	208
4208150	181
4208151	181
4208702	178
4208800	178
4209040	205
4209050	205
4209400	175

REF.	PAG.
4209420	176
4209430	176
4209440	176
4209500	176
4209510	176
4209520	177
4209530	177
4209540	177
4209570	177
4209580	177
4209590	178
4209610	178
4209630	179
4209631	179
4209632	179
4209633	179
4209634	179
4209635	179
4209637	180
4209638	180
4209639	180
4209640	180
4209641	180
4209646	180
4209647	180
4209648	180/181
4209649	180/181
4209650	181
4209651	181
4209652	174
4209654	174
4209655	174
4209656	174
4209657	174
4209658	175
4209662	175
4209663	175
4209665	175
4209666	179
4209667	179
4209668	179
4209669	179
4407510	136
4407530	136
4407740	136
4407750	136

REF.	PAG.
4410060	107
4410062	107
4410065	106
4410068	106
4410070	106
4410072	106
4410073	106
4410074	106
4410076	106
4410077	107
4410078	107
4410079	107
4410080	106
4410081	106
4410082	106
4410083	107
4410084	106
4410086	106
4410090	156
4410091	156
4410092	156
4410096	157
4410097	157
4410098	157
4410120	92
4410125	92
4410140	101
4410150	101
4410160	101
4410170	101
4410180	101
4410190	101
4410200	101
4410210	101
4410220	101
4410230	101
4410240	101
4410245	74
4410246	74
4410247	74
4410250	101
4410260	102
4410270	102
4410280	102
4410290	102
4410295	102

REF.	PAG.
4410296	102
4410300	168
4410310	168
4410320	168
4410350	168
4410360	168
4410400	168
4410480	118
4410490	117
4410494	118
4410495	118
4410496	117
4410510	208
4410605	91
4410610	89
4410611	89
4410612	89
4410613	89
4410614	90
4410616	89
4410651	98
4410652	98
4410653	98
4410655	99
4410656	99
4410657	99
4410658	137
4410660	98
4410661	98
4410790	103
4410791	103
4420800	107
4420900	98
4420901	98
4420902	98
4420910	98
4420911	98
4420920	99
4420921	99
4420931	99
4423355	95
4423510	96
4423520	96
4423530	96
4423540	96
4423550	96

REF.	PAG.
4423560	96
4423610	94
4423620	94
4423630	94
4423640	94
4423650	94
4423660	94
4423670	94
4423680	94
4423690	95
4423700	95
4423710	95
4423720	95
4426030	104
4426040	104
4426050	104
4426060	104
4426110	104
4426120	104
4426130	104
4426140	104
4426150	105
4426160	105
4426170	105
4426180	105
4430100	108
4430110	108
4430120	108
4430130	108
4433800	97
4440100	80
4440200	80
4440300	80
4440310	81
4440340	81
4440400	80
4440600	88
4440700	82
4440800	82
4440900	82
4440901	82
4440904	83
4440906	83
4440908	83
4441100	87
4441200	87

REF.	PAG.
4507510	136
4507530	136
4507740	136
4510060	107
4510070	106
4510072	106
4510073	106
4510074	106
4510076	106
4510077	107
4510080	106
4510081	106
4510084	106
4510086	106
4510090	156
4510091	156
4510092	156
4510096	157
4510097	157
4510098	157
4510110	93
4510115	93
4510120	92
4510125	92
4510130	93
4510135	92
4510140	101
4510145	93
4510150	101
4510160	101
4510170	101
4510180	101
4510190	101
4510200	101
4510210	101
4510220	101
4510230	101
4510240	101
4510245	74
4510247	74
4510250	101
4510260	102
4510270	102
4510280	102
4510290	102
4510295	102

REF.	PAG.
4510296	102
4510400	168
4510480	118
4510490	117
4510494	118
4510496	117
4510497	118
4510498	117
4510500	117
4510510	117
4510658	137
4510662	137
4510801	86
4510810	86
4510811	86
4510820	86
4510821	86
4520800	107
4520900	98
4520901	98
4520902	98
4520910	98
4520911	98
4520921	99
4520931	99
4540100	80
4540110	84
4540111	84
4540130	80
4540140	80
4540150	80
4540200	80
4540210	84
4540300	80
4540301	80
4540310	81
4540311	81
4540320	81
4540330	81
4540340	81
4540400	80
4540410	81
4540420	81
4540430	81
4540500	82
4540501	82

REF.	PAG.
4540601	88
4540602	88
4540700	82
4540710	82
4540730	82
4540800	82
4540900	82
4540901	82
4540904	83
4540905	83
4540906	83
4540908	83
4540950	83
4541100	87
4541200	87
4545300	85
4550781	133
4550782	133
4550784	133
4551575	100
4551605	91
4551606	91
4551607	91
4551609	89
4551610	89
4551611	89
4551612	89
4551613	89
4551614	90
4551615	90
4551616	89
4612110	185
4612120	185
4612130	185
4612140	185
4612150	185
4612160	185
4612170	185
4612180	185
4621051	185
4621052	185
4621100	184
4621110	184
4621120	184
4621130	184
4621140	184

REF.	PAG.
4621150	184
4621160	184
4621170	184
4621180	184
4621190	184
4621200	184
4621210	184
4621220	184
4621240	184
4621260	184
4621270	184
4621280	184
4621290	184
4621400	184
4621410	184
4621420	184
4621430	184
4621440	184
4621450	184
4621460	184
4621470	184
4621480	184
4621490	184
4621500	184
4621510	184
4621520	184
4621530	184
4621540	184
4621550	184
4621560	184
4621570	184
4621580	184
4621590	184
4640100	205
4640110	205
4640200	205
4640300	205
4814000	196
4814220	194
4814221	194
4814222	194
4814250	195
4814251	194
4814252	194
4814254	196
4814255	194

REF.	PAG.
4814256	194
4814257	194
4814258	194
4814259	194
4814261	199
4814262	194
4814264	194
4814267	195
4814268	195
4814271	199
4814272	199
4814281	199
4814282	199
4814290	200
4814291	200
4814295	200
4814311	195
4814321	196
4814330	197
4814331	197
4814332	198
4814341	199
4814350	199
4814351	199
4814361	201
4814373	200
4814375	200
4914221	194
4914222	194
4914256	194
4914257	194
4914258	194
4914259	194
4914262	194
4914264	194
4914265	196
4914266	196
4914267	195
4914268	195
4914312	195
4914313	195
4914322	196
4914323	196
4914326	197
4914327	197
5014490	190

REF.	PAG.
5014730	191
5014731	190
5014740	191
5014750	190
5014810	191
5014830	191
5014861	188
5014863	189
5014866	188
5014867	190
5014868	189
5014871	189
5014872	189
5014873	188
5014877	188
5014900	188
5014901	188
5050090	188
5050097	189
5050103	188
5050106	192
5050116	189
5050121	189
5050124	188
5056000	188
5114861	188
5114901	188
5415400	192
5515870	192
9602450	166
9602454	166
9602455	166
9602460	166
9602464	166
9602490	164
9602500	166
9602610	164
9602620	165
9602621	165
9602622	165
9602660	165
9602661	165
9602670	165
9602671	165
9602690	165
9602691	165

Per conoscere i distributori e gli agenti di MTA nel mondo potete consultare il sito www.mta.it

To know MTA agents and distributors in the world please go to www.mta.it

Pour connaître les agents et distributeurs de MTA dans le monde Vous pouvez consulter notre site www.mta.it

Weltweite MTA Vertriebsfirmen und Vertreter finden Sie unter www.mta.it

SPACE DESIGN.it

BRANCHES

MTA BRASIL Ltda
Av. Takara Belmont, 370 - 07400-000 Arujà - São Paulo - BRAZIL
T. +55 11 3405 4950 - F. +55 11 3405 4991 - infobrazil@mta.it
Company Quality System Certified - ISO/TS 16949

MTA POLSKA Sp. z o.o.
ul. Ks. Stajalowskiego 50/1 - 43300 - Bielsko-Biala - POLAND
T. +48 33 8228486 - F. +48 33 8165494 infopoland@mta.it

MTA SLOVAKIA s.r.o.
Partizanska 73 - 95701 - Bánovce nad Bebravou
T. +421 38 7602302 - F. +421 38 7602302 - infoslovakia@mta.it
Company Quality System Certified - ISO/TS 16949

MTA USA Corp.
10 N. Martingale Rd. Suite 400 - Schaumburg IL 60173
T. +1 847 466 1161 - F. +1 847 466 1101 - infousa@mta.it

HEADQUARTERS

MTA S.p.A
V.le dell'Industria, 12 - 26845 Codogno (LO) - ITALY
T. +39 0377 4181 - F. +39 0377 418493 - infoitaly@mta.it

Company Management System Certified
ISO/TS 16949 - ISO 9001 - ISO 14001

www.mta.it

Ref. 9951220
8 010266 113705